THIS COPY IS PROVIDED ON A RESTRICTED BASIS AND IS NOT TO BE USED IN ANY WAY DETRIMENTAL TO THE INTERESTS OF PANDUIT CORP.

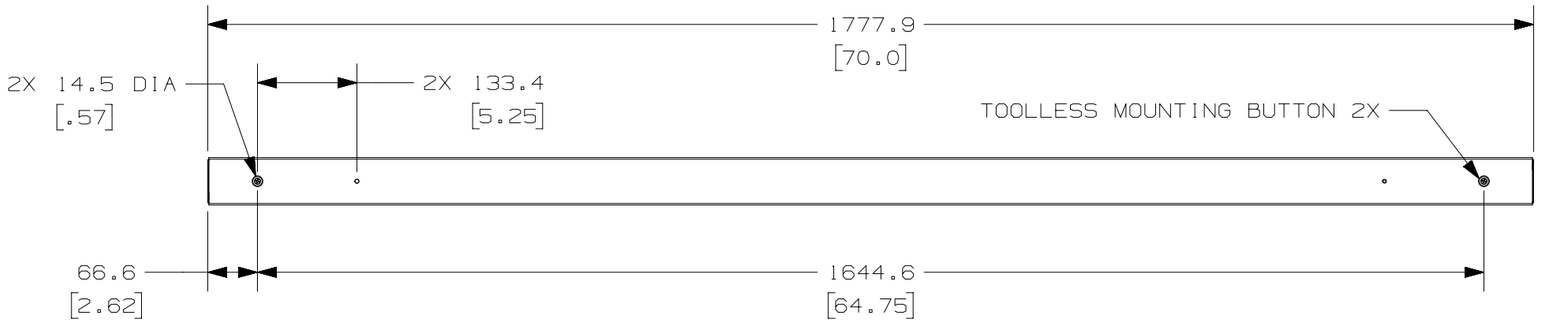

REAR VIEW

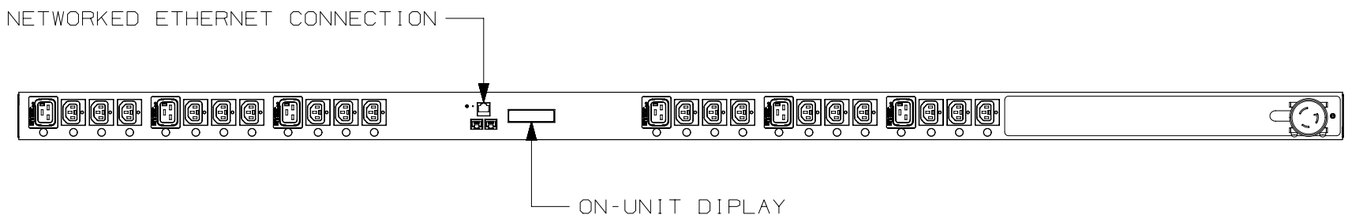

FRONT VIEW

PANDUIT P/N	WEIGHT
Q1L1B1F0A24AFA0	X.XXkg (XX.X1b)

NOTES:

1. IDENTIFICATION: VERTICAL, MIXED (18) C13 LOCKING, (6) C19 LOCKING, NETWORK-ENABLED MONITORED WITH MONITORED AND SWITCHED PER OUTLET, 208V / 20A / SINGLE-PHASE PDU

PART NO.	COLOR
Q1L1B1F0A24AFA0	BLACK

2. ACCESSORY COMPONENTS:
   (1) QUICK-START GUIDE
3. PRIMARY DIMENSIONS ARE IN MILLIMETERS, SECONDARY DIMENSIONS IN [INCHES]
4. INPUT POWER (AMPS, VOLTS, kWh, kVA, POWER FACTOR, FREQUENCY) MONITORING. DATA CAN BE ACCESSED ON UNIT DISPLAY OR REMOTELY WHEN CONNECTED VIA ETHERNET CONNECTION
5. OUTLET LEVEL POWER (AMPS, VOLTS, POWER FACTOR, FREQUENCY) MONITORING CAN BE ACCESSED REMOTELY VIA ETHERNET CONNECTION
6. INDIVIDUAL RECEPTACLES CAN BE SWITCHED ON/OFF REMOTELY
7. RoHS COMPLIANT
8. VISIT OUR ON-LINE CATALOG AT WWW.PANDUIT.COM FOR A CURRENT LIST OF PRODUCTS APPLICABLE FOR USE WITH THIS PART
9. MAXIMUM AVAILABLE INPUT POWER = 3.3 kW
10. INSTALLATION SHALL COMPLY WITH ALL APPLICABLE NATIONAL, STATE, AND LOCAL CODES

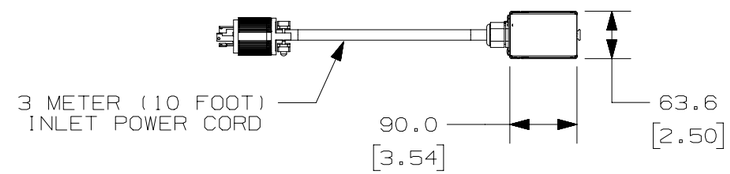

SIDE VIEW

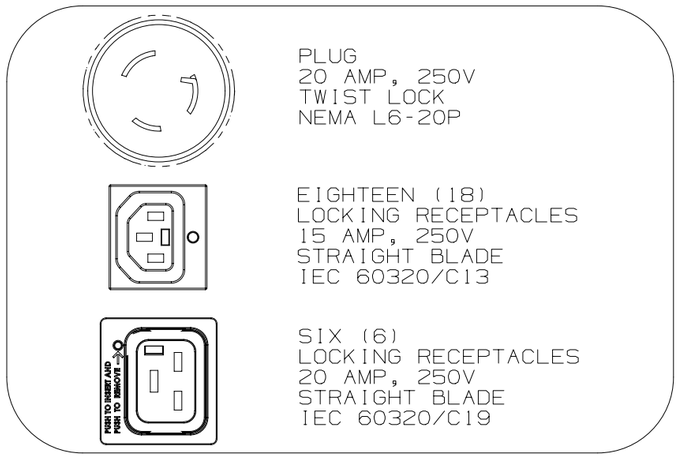

PLUG
20 AMP, 250V
TWIST LOCK
NEMA L6-20P

EIGHTEEN (18)
LOCKING RECEPTACLES
15 AMP, 250V
STRAIGHT BLADE
IEC 60320/C13

SIX (6)
LOCKING RECEPTACLES
20 AMP, 250V
STRAIGHT BLADE
IEC 60320/C19

REV	DATE	BY	CHK	APR	DESCRIPTION	ECN
00A	2-5-15	MRWA	GLM	EDM	RELEASED TO PRODUCTION	12V092HT

WE ASK THAT YOU CHECK FULLY THE DIMENSIONS, NOTES, AND SIGN THE CLIENT SIGNATUTE BOX.

THE JOB WILL NOT PROGRESS WITHOUT SIGNED APPROVAL. PLEASE DO NOT DELAY IN RETURNING PROOF AS IT WILL AFFECT DELIVERY.

SIGN

DATE

PRINT

TITLE
SMARTZONE NETWORK-ENABLED MSPO SERIES RACK PDU
Q1L1B1F0A24AFA0
CUSTOMER DRAWING

ITEM REVISION NAME
12V092HT_00.PRT

DATASET FILE NAME
12V092HT_DC/00A.PRT

UNLESS OTHERWISE SPECIFIED, DIMENSIONAL TOLERANCES ARE:

THIRD ANGLE PROJECTION

MATERIAL/COLOR:
N/A

DRAWING NUMBER:
12V092HT_DC

DRAWN BY	DATE	CHK	SCALE	SIZE
MRWA	2-5-15	GLM	NTS	B

SHT 1 OF 1