

Technical Data – Weatherproof Outlet Boxes

Cooper Crouse-Hinds weatherproof products are manufactured in compliance with U.L. requirements for weatherproof boxes and covers and meet U.L. Standard #514A. Cooper Crouse-Hinds lighting products comply with the U.L. requirements of standard UL 1598 and are suitable for wet locations.

Cooper Crouse-Hinds weatherproof products are rust and corrosion resistant made of rugged die-cast construction. Cooper Crouse-Hinds weatherproof products are provided with necessary gaskets, plugs and screws, making installation trouble free.

All products are powder coat painted and various colors are available.

Cooper Crouse-Hinds weatherproof boxes and covers are individually shrink-wrapped. Cooper Crouse-Hinds weatherproof cast aluminum boxes are lugged except where noted and are provided with plugs. The self-closing weatherproof covers are zinc die-cast. The weatherproof lampholders have porcelain sockets and are rated up to 150 watts and have 8½" wire leads.

Vaporite fixtures are die-cast aluminum and the screw-on guards are die-cast zinc, with Allen-Head set screws for locking in place. The fixtures also have a neoprene gasket and porcelain clip-in socket.

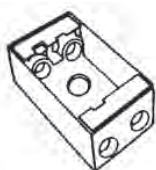
SINGLE GANG WEATHERPROOF OUTLET BOXES – 18.0 CUBIC INCH CAPACITY – 2" DEEP CAST ALUMINUM – UL LISTED FOR WET LOCATIONS



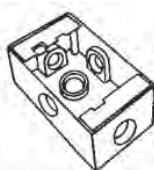
TP7010 – TP7018



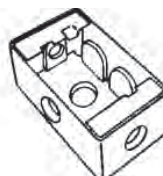
TP7026, TP7034



TP7042, TP7050



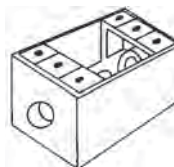
TP7058, TP7066



TP7071

Product Number	Description	Outlet Holes	Color	Std. Unit Carton	Wt. Lbs Per 100
TP7010	With Lugs	3-½"	Gray	50	58.3
TP7011	With Lugs	3-½"	White	50	58.3
TP7012	With Lugs	3-½"	Bronze	50	58.3
TP7018	With Lugs	3-¾"	Gray	50	58.3
TP7026	With Lugs	4-½"	Gray	50	58.3
TP7034	With Lugs	4-¾"	Gray	50	58.3
TP7042	With Lugs	5-½"	Gray	50	58.3
TP7050	With Lugs	5-¾"	Gray	50	58.3
TP7058	Side Entry, With Lugs	5-½"	Gray	50	58.3
TP7066	Side Entry, With Lugs	5-¾"	Gray	50	58.3
TP7071	Horiz. Mounting, With Lugs	4-½"	Gray	50	58.3

SINGLE GANG DEEP WEATHERPROOF BOXES – 24.0 CUBIC INCH CAPACITY – 2 ⅝" DEEP CAST ALUMINUM-UL LISTED FOR WET LOCATIONS



TP7074, TP7078, TP7082

Product Number	Description	Outlet Holes	Color	Std. Unit Carton	Wt. Lbs Per 100
TP7074	With Lugs	3-½"	Gray	25	80
TP7078	With Lugs	3-¾"	Gray	25	80
TP7082	With Lugs	3-1"	Gray	25	80

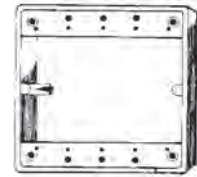
Weatherproof Outlet Boxes

ONE & TWO GANG WEATHERPROOF EXTENSIONS

1" DEEP, DIE-CAST ALUMINUM EXTENSION RING
GASKET AND MOUNTING SCREWS INCLUDED WITH COVER
UL LISTED FOR WET LOCATIONS



TP7120

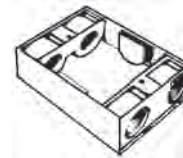


TP7123

Product Number	Description	Color	Std. Unit Carton	Capacity Cu. In.	Wt. Lbs Per 100
TP7120	Single Gang	Gray	25	9	27.2
TP7123	Two Gang	Gray	10	10	27.2

EXTENSION ADAPTER

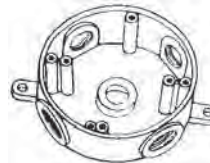
DIE-CAST ALUMINUM, UL LISTED FOR WET LOCATIONS
3 CLOSURE PLUGS, MOUNTING SCREW AND GASKET INCLUDED WITH COVER



Product Number	Description	Color	Std. Unit Carton	Capacity Cu. In.	Wt. Lbs Per 100
TP7173	4-1/2" Holes	Gray	25	13.0	23.6
TP7174	4-3/4" Holes	Gray	25	13.0	27.8

4" ROUND WEATHERPROOF OUTLET BOXES – 15.5 CUBIC INCH CAPACITY

1 1/2" DEEP, DIE-CAST ALUMINUM, UL LISTED FOR WET LOCATIONS
4 CLOSURE PLUGS AND GROUND SCREW INCLUDED WITH BOX
GASKET AND 2 MOUNTING SCREWS INCLUDED WITH COVER



Product Number	Side Holes	Back Hole	Std. Unit Carton	Color	Wt. Lbs Per 100
TP7146	4-1½"	½"	25	Gray	79.2
TP7148	4-1½"	½"	25	White	79.2
TP7149	4-1½"	½"	25	Bronze	79.2
TP7150	4-¾"	¾"	25	Gray	79.2
TP7158	Blank Cover Plate		50	Gray	20.8
WITH BLANK PLATE					
TP7147	4-1½"	½"	24	Gray	100
TP7151	4-¾"	¾"	24	Gray	100
2" DEEP ROUND WEATHERPROOF OUTLET BOX EXTENSION (18.3 CUBIC INCH CAPACITY)					
TP7152	4-1½"	—	25	Gray	58.3