

REMOTE MOUNTING AN ACS-CP OR DCS800-PAN KEYPAD

Description:

How to remote mount an ACS-CP-x or DCS800-PAN keypad greater than 3 meters (10 feet) from the drive.


Answer:

Parts List:

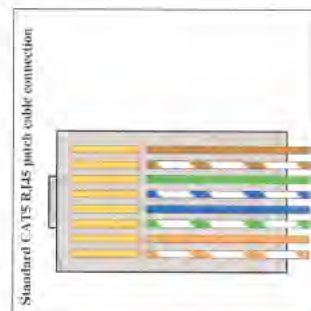
Part #	Description	Quantity
1SNA 684 231 R 2500 or 1SNA 684 233 R 2700	RS232/RS485 Converter Isolated RS232/RS485 Converter	2
1SVR 427 041 R 0000	24V 0.42A CP-D Power Supply	1
OCAT-01	7 foot CAT 5 patch cable	1
Belden 9842 or similar	Dual twisted, shielded pair cable	
ACS/H-CP-EXT	Control Panel Mounting Kit. Includes a 10 ft. CAT 5 patch cable, gasket for NEMA 12, mounting hardware and drilling template.	*
OPMP-01	Control Panel Mounting Platform allows remote mounting of the keypad on a larger enclosure or remote panel. The kit maintains UL Type 12 integrity of the mounting location. Adapters, 10 ft cable and mounting hardware are included in this kit. With this mounting arrangement, the keypad is removable from the panel in a fashion identical to a drive-mounted keypad	*
ACS/H-CP-EXT-IP66	Allow remote mounting of the DCS800-PAN Operator Panels on a larger NEMA 4X (IP66) enclosure or remote panel. The kit maintains NEMA 4X integrity of the mounting location. All necessary hardware and a mounting template are provided in addition to a 3m panel cable. When mounted, the operator panel is not removeable from the front of the enclosure. The operator panel must be purchased seperately.	*

* Optional

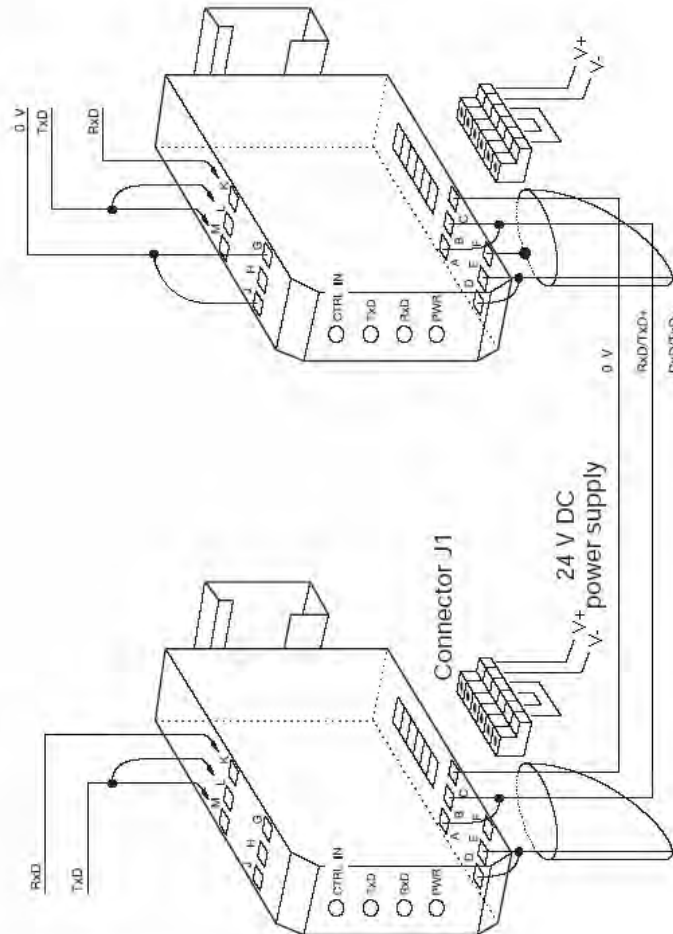
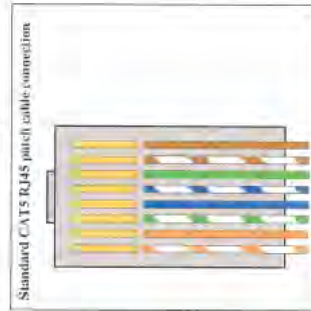
Author: Jeff Fell – Application Eng.		Date: 05, 2012
External http://www.abb.us/drives .	Industry – Industrial, HVAC or PLC	Document #: LVD-EOTN37U-EN
Product Categories: ACS310, ACS355, ACS550, ACH550, ACS850, DCS800		Revision: B




Keypad	X2 RJ45	RS232/RS485 Adapter
RS232 TXD	1 Orange / White	RXD (K terminal)
	2 Orange	
RS232 RXD	3 Green / White	TXD (M terminal)
	4 Blue	
	5 Blue / White	
	6 Green	
GND	7 Brown / White	V-
+24V	8 Brown	V+




Adapter	RJ45	X2 Keypad Connector
RXD (K terminal)	Orange / White	1 RS232 TXD
	Orange	2 GND
TXD (M terminal)	Green / White	3 RS232 RXD
	Blue	4
	Blue / White	5
0V	Green	6 GND
V-	Brown / White	7 GND
V+	Brown	8 +24V



Jumper setting:



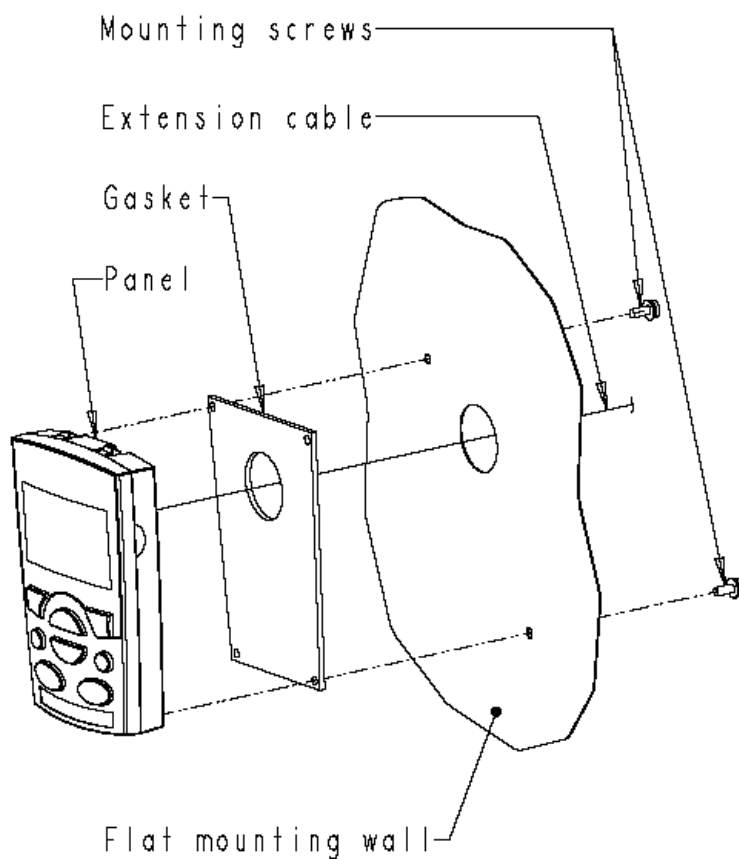
1SNA684231R2700 Jumper Settings



1SNA684231R2500 Jumper Settings

Keypad Mounting Kits

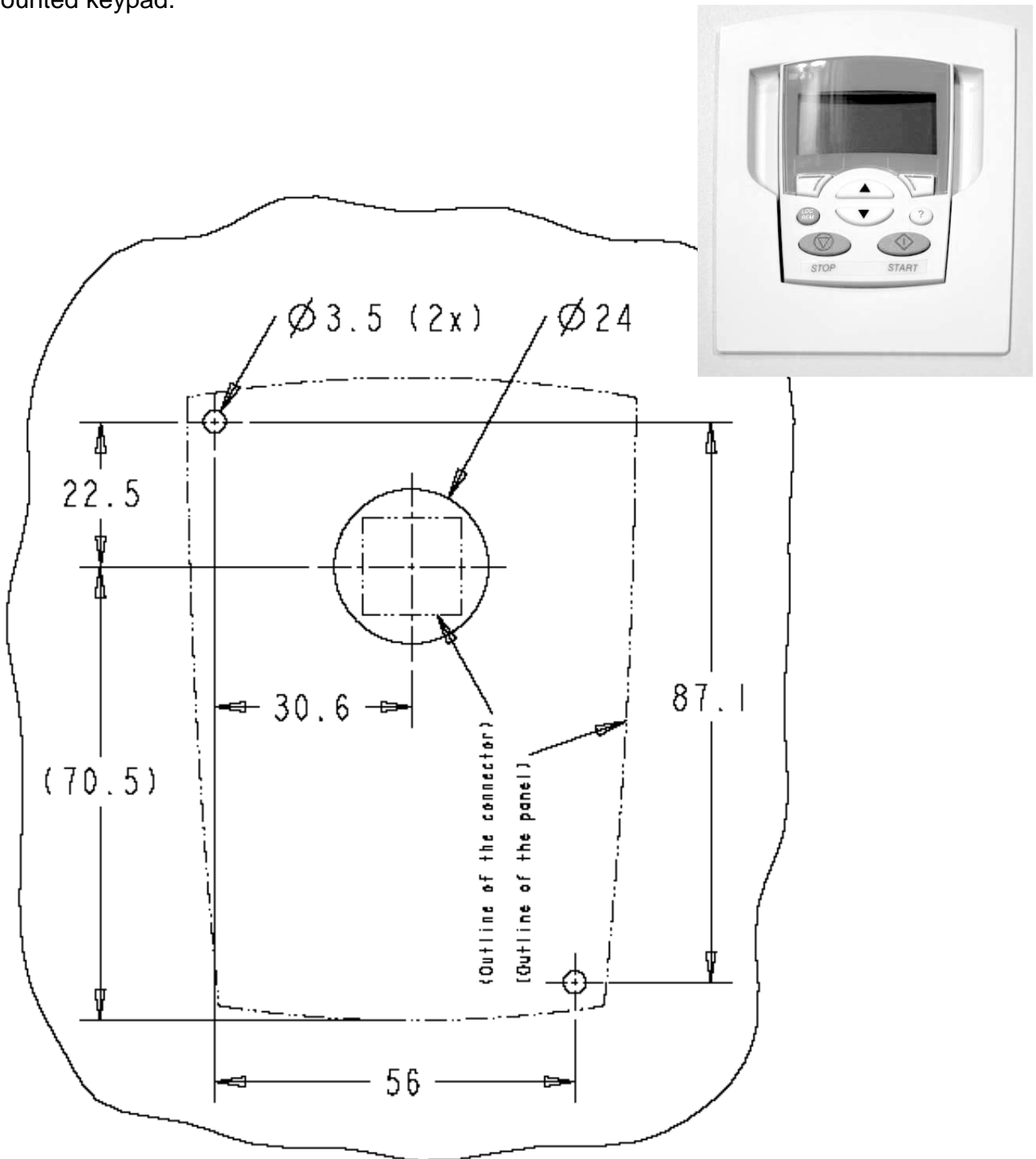
ACS/H-CP-EXT:



Author: Jeff Fell – Application Eng.		Date: 05, 2012
External http://www.abb.us/drives	Industry – Industrial, HVAC or PLC	Document #: LVD-EOTN37U-EN
Product Categories: ACS310, ACS355, ACS550, ACH550, ACS850, DCS800		Revision: B

OPMP-01:

Cabinet Panel Mounting Kit, OPMP-01. The Control Panel Mounting Platform allows remote mounting of an ACH-CP-x operator Panel or an ACS-CP-x operator Panel on a larger enclosure or remotely. The kit maintains UL Type 12 integrity of the mounting location. Adapters, 3 m (10 ft) cable and mounting hardware are included in this kit. With this mounting arrangement, the operator panel is removable identical to a drive-mounted keypad.

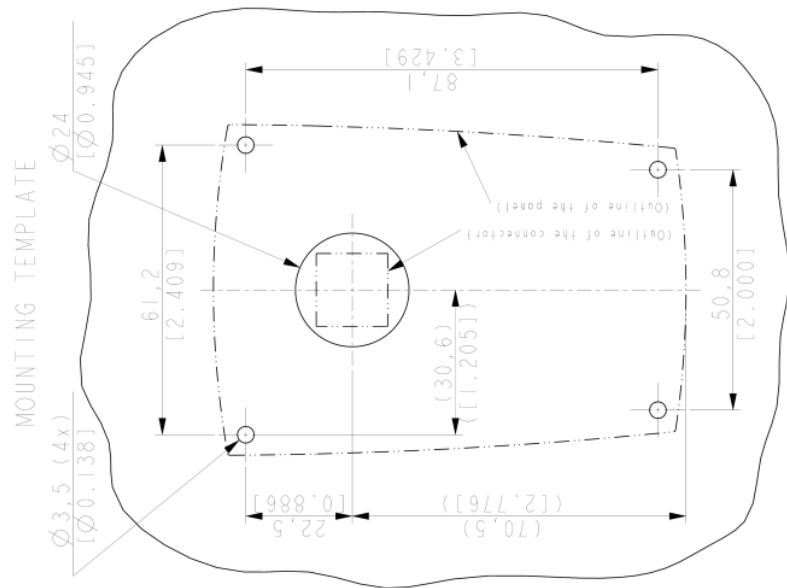


Author: Jeff Fell – Application Eng.		Date: 05, 2012
External http://www.abb.us/drives	Industry – Industrial, HVAC or PLC	Document #: LVD-EOTN37U-EN
Product Categories: ACS310, ACS355, ACS550, ACH550, ACS850, DCS800		Revision: B

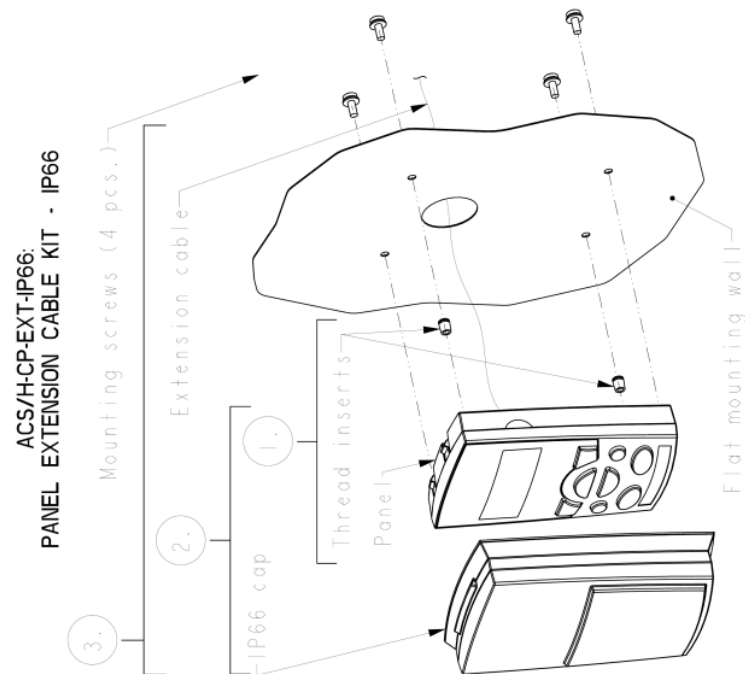
**ACS/H-CP-EXT-IP66:**

Allow remote mounting of the DCS800-PAN Operator Panels on a larger NEMA 4X (IP66) enclosure or remote panel. The kit maintains NEMA 4X integrity of the mounting location. All necessary hardware and a mounting template are provided in addition to a 3m panel cable. When mounted, the operator panel is not removeable from the front of the enclosure. The operator panel must be purchased seperately.


Author: Jeff Fell – Application Eng.		Date: 05, 2012
External http://www.abb.us/drives .	Industry – Industrial, HVAC or PLC	Document #: LVD-EOTN37U-EN
		Revision: B
Product Categories: ACS310, ACS355, ACS550, ACH550, ACS850, DCS800		



SCALE 1:1



ACS/H-CP-EXT-IP66 68829593



EAN code 6410038764706

Author: Jeff Fell – Application Eng.		Date: 05, 2012
External http://www.abb.us/drives	Industry – Industrial, HVAC or PLC	Document #: LVD-EOTN37U-EN
Product Categories: ACS310, ACS355, ACS550, ACH550, ACS850, DCS800		Revision: B

Documents or other reference material:

3AUA0000013204 - OPMP-01 Kit Installation Instruction, US

3AUA0000013203 - OPMP-01 (Instructional) Drawing, US

EGM200708161442 - ACS/H-CP EXT Installation

EGM200708161425 - ACS/H-CP Extension Kit Dimensions

Corrective Actions:

None

Author: Jeff Fell – Application Eng.		Date: 05, 2012
External http://www.abb.us/drives .	Industry – Industrial, HVAC or PLC	Document #: LVD-EOTN37U-EN
		Revision: B
Product Categories: ACS310, ACS355, ACS550, ACH550, ACS850, DCS800		