

technical information

QuickNet™ MTP* Fiber Optic Cassettes consist of pre-terminated LC or SC adapters for quick and easy deployment in high density applications and provide efficient utilization of rack space and design flexibility. These cassettes comply with Ethernet IEEE 802.3ae requirements for 10 Gb/s network data rates and ANSI T11.2 Fibre Channel for up to 16 Gb/s data rates. QuickNet™ MTP* Fiber Optic Cassettes are available with a standard channel insertion loss of 0.75dB max and an optimized loss of 0.5dB max. The cassettes offer 12-fiber MTP* adapter(s) on the rear of the units routed to duplex LC, duplex SC, or simplex SC adapters on the front patch field. Equipped with LC duplex adapters, the cassette houses a maximum density of 24 fibers for a total of four cassettes or 96 fibers when incorporated into a 1 RU patch panel. Adapter housing colors follow TIA/EIA-568-C.3 suggested color identification scheme. QuickNet™ MTP* Fiber Optic Cassettes interconnect with high-density fiber cable assemblies for quick connection of remote or data center applications.



application

Application areas include key elements as specified in Data Center Cabling Standard TIA 942 cross connects in main, horizontal, and equipment distribution areas.

construction

Fiber count:	6, 12 and 24	
Fiber types:	Multimode:	OM1 62.5/125µm
		OM2 50/125µm
		OM3 50/125µm
		OM4 50/125µm
	Singlemode:	OS1/OS2 9/125µm
Front connectivity:	LC Duplex, SC Duplex or SC Simplex adapters Multimode with PC Polish Singlemode with UPC Polish	
Split sleeve material (SC or LC adapters):	Zirconia	
	ceramic:	All OM4, OM3, and Singlemode cassettes
	Phosphor bronze:	All OM1 and OM2 cassettes
Rear MTP* connectivity:	Multimode:	MTP* adapter(s) with male ferrules (pins) and PC Polish
	Singlemode:	MTP* adapters with male ferrules (pins) and APC Polish

environmental properties

Operating temperature:	Room Temperature 23°C (73°F)
Storage and shipping temperature:	-40°C to +75°C (-40°F to 167°F)

performance properties

Insertion loss (Link loss):	Optimized Loss (per channel): 0.5dB max. Standard Loss (per channel): 0.75dB max.
Return loss:	Per channel: >20dB (OM1/OM2) >26dB (OM3/OM4) >26dB (OS1/OS2)
Connector durability:	MTP* connector meets TIA/EIA-568.C.3; A.4.9 Durability: 500 mating cycles (multimode and singlemode)

standards

Connectivity meets or exceeds TIA/EIA-568-C.3 performance requirements. Supports IEEE 802.3ae (10 Gigabit Ethernet) and ANSI T11.2 (Fibre Channel) channel and link specifications. Compliant with ROHS 2002/95/EC.

*MTP is a registered trademark of US Conec Ltd.

QuickNet™ MTP* Fiber Optic Cassettes

part number configurator

Example: FC2ZO-24-10AS = Fiber, cassette, second generation, OM4 10 GbE, optimized, 24-fiber with duplex LC adapter and standard Method A polarity.

CHARACTER	1	2	3	4	5	6	7	8	9	10	11	12	13
EXAMPLE	F	C	2	Z	O	—	2	4	—	1	0	A	S

1 – Fiber Product

F = Fiber

2 – Product

C = Cassette

3 – Generation

2 = Second generation

4 – Fiber Type

9 = OS1/OS2 9/125µm

6 = OM1 62.5/125µm

5 = OM2 50/125µm

X = OM3 10Gig 50/125µm

Z = OM4 10Gig 50/125µm

5 – Fiber Performance

N = Standard

O = Optimized

6 – Dash

7 – Numbers of Fibers

06 = 06-fiber total

12 = 12-fiber total

24 = 24-fiber total

9 – Dash

10 and 11 – Adapter Type

03 = Duplex SC Adapter
(6 or 12-fiber only)

10 = Duplex LC Adapter
(12 or 24-fiber only)

3S = Simplex SC Adapter
(6 or 12-fiber only)

12 and 13 – Polarity

AS = Method A, standard

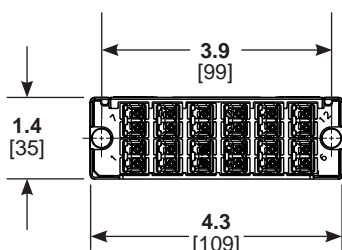
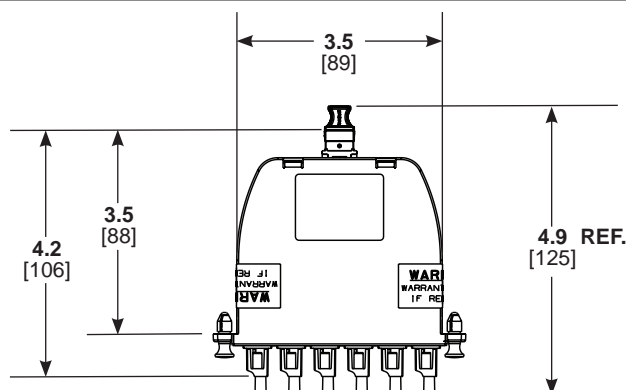
AF = Modified Method A, pair flipped

B1 = Method B, B1 (1-1 array)

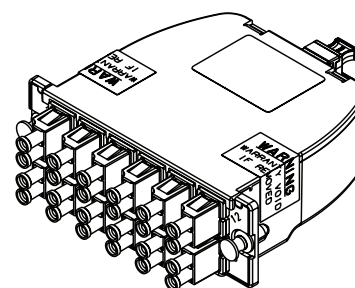
B2 = Method B, B2 (1-2 array)

Note: AS and AF used as a pair in a two cassette method A link.
B1 and B2 used as a pair in a two cassette method B link.

QuickNet™ MTP* Fiber Optic Cassettes



Front View
(shown without dustcaps)



*MTP is a registered trademark of US Conec Ltd.

Dimensions are in inches [Dimensions in brackets are metric]

WORLDWIDE SUBSIDIARIES AND SALES OFFICES

PANDUIT CANADA
Markham, Ontario
cs-cdn@panduit.com
Phone: 800.777.3300

PANDUIT EUROPE LTD.
London, UK
cs-emea@panduit.com
Phone: 44.20.8601.7200

PANDUIT SINGAPORE PTE. LTD.
Republic of Singapore
cs-ap@panduit.com
Phone: 65.6305.7575

PANDUIT JAPAN
Tokyo, Japan
cs-japan@panduit.com
Phone: 81.3.6863.6000

PANDUIT LATIN AMERICA
Guadalajara, Mexico
cs-la@panduit.com
Phone: 52.33.3777.6000

PANDUIT AUSTRALIA PTY. LTD.
Victoria, Australia
cs-aus@panduit.com
Phone: 61.3.9794.9020

For a copy of Panduit product warranties, log on to www.panduit.com/warranty

For more information

Visit us at www.panduit.com

Contact Customer Service by email: cs@panduit.com
or by phone: 800.777.3300

PANDUIT®

©2014 Panduit Corp.
ALL RIGHTS RESERVED.
FBSP71--WW-ENG
7/2014