



DKML MAGNETIC DOOR LOCKS ACCESS CONTROL

- GATED COMMUNITIES • APARTMENT COMPLEXES
- CONDOMINIUM/RESIDENT HALL • MIXED USE
- COMMERCIAL/INDUSTRIAL • MAXIMUM SECURITY



- Superior reliability, strength, and safety with fast and easy installation
- No residual magnetism
- Fail-safe operation assures that fire exit paths are unlocked during power outages
- No moving parts to wear out or break assures a long life cycle
- LED (R/G) lock status indicates if the lock is secured (green) or not secured (red)
- Built in time delay eliminates the need for costly add-on exit delay timers



quick release
pop button assures instant release when power to lock is removed



mortise mount
style available




fail-safe
to insure fire exit paths are unlocked during power outages




holding force
of 300 to 600 lbs.

DKML DOOR MAGNETIC LOCKS ACCESS CONTROL



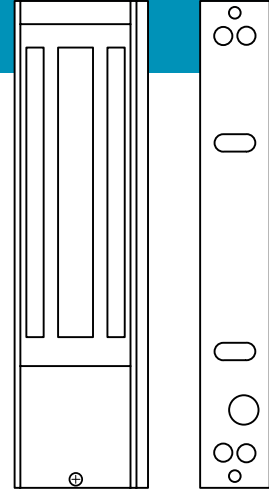
DKML-M6 Mortoise

single: 9 x 1-1/2 x 1-1/16
228.6mm x 38.1mm x 27mm



DKML-S6 Surface

single: 9-7/8 x 1-7/8 x 1-1/32
98.7mm x 18.7mm x 26.1mm
dual: 19-11/16 x 1-7/8 x 1-1/32
500mm x 18.7mm x 26.1mm



DKML-S12 Surface

single: 10-1/2 x 2-7/8 x 1-9/16
266.7mm x 73mm x 30.1mm
dual: 21x 2-7/8 x 1-9/16
533.4mm x 73mm x 30.1mm

Technical Features

Models	Lbs(force)
DKML-S12 surface mount only, interior use single or dual doors, bracket sets available available with LED/Relay status, Delay timer	1200
DKML-S6 surface mount, interior use single or dual doors, bracket sets available available with LED/Relay status, Delay timer	600
DKML-M6 mortoise mount, interior use single doors only, bracket sets available available with LED/Relay status, Delay timer	600

Important!

1. If power switch is not wired between DC source voltage and magnet, it will take a longer time to de-energize the magnet, simulating residual magnetism. Refer to the installation wiring diagrams.
2. Same room install - resistive.
3. Installation location: Indoor dry.
4. Relay output is designated as common.
5. Magnetic locks should only be powered with DC voltage for proper operation. Use a UL Listed Regulated Power Limited source.

Advanced Features

Magnetic locks have no moving parts to wear out or break which assures a locking device with an extremely long life cycle

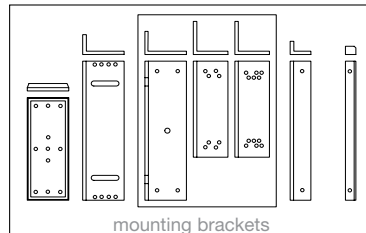
Vandal resistant electromagnetic locks are vandal resistant making them ideal for practically any application

Door controls – a full range of exit buttons and door control devices provide easy exit capability

Most locks are available with an LED status indicator giving a visual indication as to whether the lock is secured or not

When wired with fire alarms, magnetic locks immediately release the door that they are securing, assuring that fire exit paths are open

Mounting brackets available for the 1200 Lbs and 600 Lbs locks: armature housing and mounting bracket, L bracket, bracket set of L and Z brackets with hardware, angle bracket, and spacer bar



Electrical

all models: 12 or 24 VDC field selectable

dkml-S12, dkml-S6: 550 ma@12v, 275 ma@24v

dkml-M6: 550 ma@12v, 275 ma@24v

Relay contacts all locks: 24 VDC, 1 amp maximum

Weight

dkml-S12-single: 10.5 lbs. (4.7kg)
dual: 20 lbs. (9.07kg)

dkml-S6-single: 4.5 lbs. (2.07kg)
dual: 9 lbs. (4.08kg)

dkml-M6: 4.5 lbs. (2.07kg)

Warranty

5 year limited factory warranty

Distributed by:

Access Control Solutions since 1948

MEMBER:



DOOR KING, INC.

120 Glasgow Avenue, Inglewood, California 90301 U.S.A.

Tel: 310-645-0023 FAX: 310-641-1586 www.doorking.com

© 2016 All Rights Reserved. Product specifications may change without notice.
Rev. 1/16