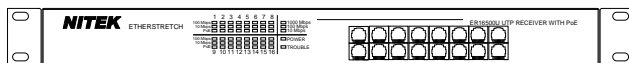


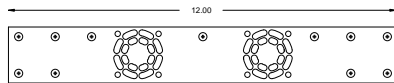
Top View



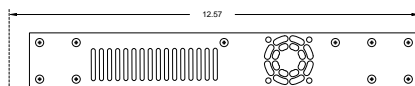
Front View



Rear View

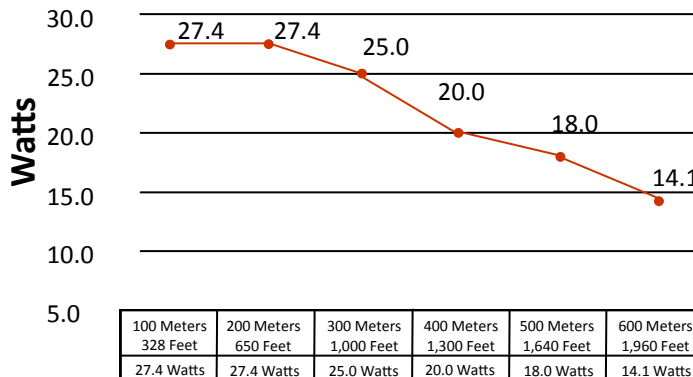


Left Side



Right Side

Available PoE Wattage At PoE Device



* Results charted were calculated using four pair 24awg Cat5e cabling.

Description

The ER16500U is another component of NITEK's cutting edge **Etherstretch** line. Our **Etherstretch** solution allows for the utilization of existing cable infrastructure (coax or UTP) to transmit data from IP cameras and other network devices along with power to operate these networked devices over the given wire media.

The ER16500U is a multi-port Ethernet switch and PoE+ extender for IP video cameras. This Layer 2 PoE+ switch with Gigabit LAN connections operates as a standard switch for all Ethernet devices up to 100 meters but when used in conjunction with the ET1500U transmitter unit (sold separately) operating distances can be extended up to 600 meters (1960 feet). This makes it ideal for mixed use applications where equipment can be both under 100 meters or up to 600 meters. It provides 802.3AT level (25.5 watts) for PoE+ powered devices up to 300 meters and greater than 802.3AF level power to 600 meters. (See PoE wattage chart for specifics) Being a fully functioning Layer 2 switch it easily integrates into standard network infrastructure.

Using the ER16500U over any ordinary 4 pair category cable for a distance of 600 meter requiring only the ET1500U transmitter to provide a 100Mb per channel and power for the mega pixel cameras. The 100Mb bandwidth will easily operate even high bandwidth IP cameras or any other Ethernet device.

The ER16500U receiver and ET1500U transmitter require very little installation time & absolutely no set up or configuration. The system is completely transparent to the network with no IP or MAC addressing required. Simply connect a network device to the transmitter. LED connectivity indicators on the receiver show the status of network communication and PoE power. The ER16500U **Etherstretch** network extender overcomes cable distance limitations inherent in traditional networking topologies.

Features

- Transmits up to distances of 600 meters (1960 ft)
- Rack mounted multi-channel **Etherstretch** solution
- Includes a built-in power source for all connected devices
- Gigabit output network connectivity
- Supports 10/100 and PoE over UTP (CAT5e / CAT6)cables
- Supports mega-pixel technology
- Fully transparent to the network
- Supports any network device, including IP cameras
- Remotely powers network devices and transmits IP data over network category cables up to 600 meters/1960 feet
- Easy to install, no set up required
- No MAC or IP addressing required
- LED indicators for network signals, link status and power
- Short circuit, over current and over voltage protection
- Supports IEEE802.3af (15.4W) and IEEE802.3at (25.5W)
- Ground loop isolation
- Made in the U.S.A.

Patent Pending



IEC/UL 60950-1



NITEK®

USA

5410 Newport Drive, # 24
Rolling Meadows, IL 60008
Phone: (847) 259-8900
Fax: (847) 259-1300
E-mail: info@nitek.net
WWW.NITEK.NET

EUROPE

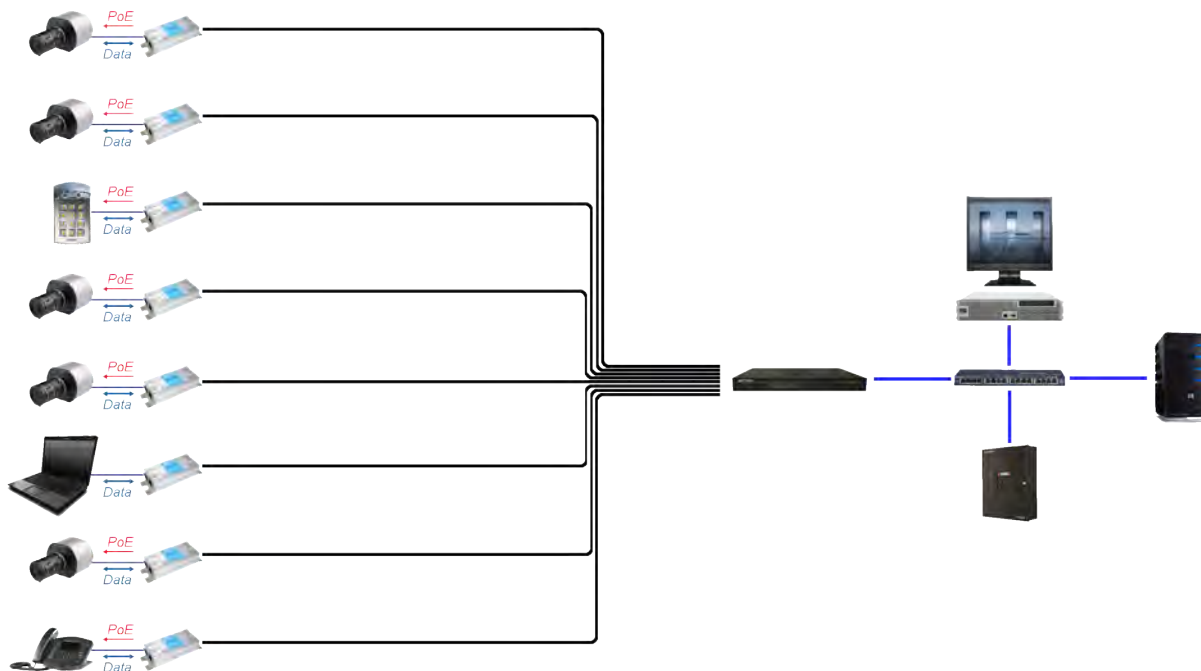
De Schans 19-21 2a
8231 KA Lelystad
Tel: +31(0)320-230005
E-mail: info@nitek.nl
WWW.NITEK.NL

TECHNICAL SPECIFICATION

Receiver Unit

Network Output Port	2 RJ45 Connectors, 1 Gigabit each
Link Port	16 RJ45 Connectors
Dimensions	1 RU x 12.0"D
Operating Temperatures	0° to 52° C / 32° to 125° F
Shipping Weight	12 lbs
Shipping Dimensions	18"W x 24"H x 8.5"D
Power Requirements	IEC380 connector - 110-240VAC/50-60Hz/640Watt Max
LED Connectivity Indicators	Link Status, Power, PoE Out, 10/100/1000Mb
Mounting	Standard rack mounting
Humidity	Up to 95% non-condensing
Total Power Output	408 watts
PoE Capabilities	Compliant w/ IEEE 802.3af & IEEE 802.3at standards per port

Common Installation Type



 **E325724**
US LISTED
I.T.E.
IEC/UL 60950-1

