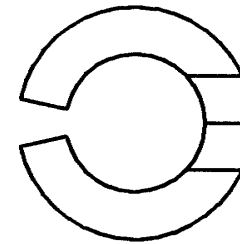
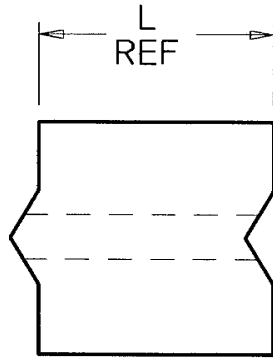


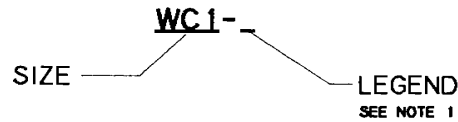
WC3-BLANK  
 ASSEMBLY STICK SHOWN  
 WITH 30 CLIP TAGS



FULL SCALE



DESCRIPTION OF PART NUMBER



L	GAUGE	WIRE O.D. (inches)	PART NUMBER
.096	22	.039 - .055	WC1- <u>  </u>
.096	18	.055 - .071	WC2- <u>  </u>
.140	18-16	.075 - .104	WC3- <u>  </u>
.137	16	.102 - .138	WC6- <u>  </u>
.140	16-10	.128 - .177	WC9- <u>  </u>
.156	10	.177 - .236	WC12- <u>  </u>

NOTES:

- 1) AVAILABLE STANDARD LEGENDS INCLUDE: 0-9, A TO Z,  
 AND BLANK

INVENTORS	<b>HellermannTyton</b>		REVISION	D level	DIMENSIONS TOLERANCES UNLESS OTHERWISE SPECIFIED units inches	PART	number SEE CHART	phase PRODUCTION	DRAWING	FORMAT AH version L CAD PD scale 10X	
	ALL PROPRIETARY RIGHTS IN THIS SUBJECT MATTER SHOWN ON THIS DRAWING ARE EXCLUSIVE PROPERTY OF HELLERMANNTYTON			A by AAM			computer file number WM\SER\2000001A	previous number		DRAWING A.A.M. checked  approved	
	name	date		city, state			date 03/23/99	type SERIES			sheet 1 of 1
							ECN # 001168	number WM200001SER			