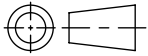
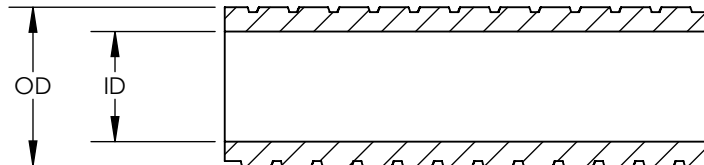
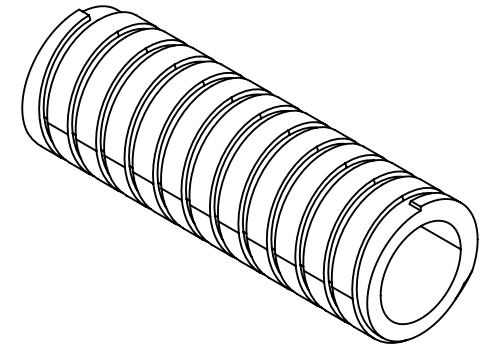
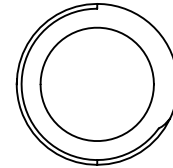
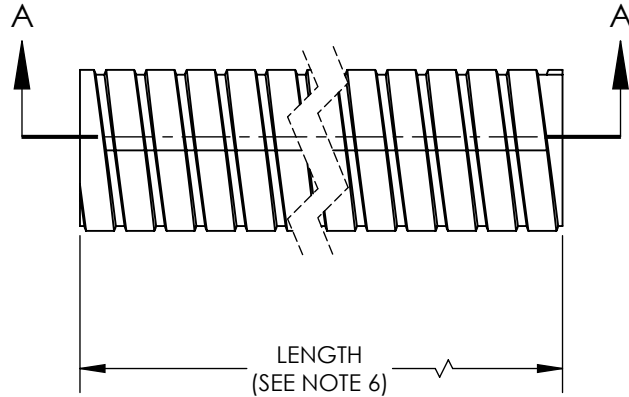


SW2014



Revision level			Revision Record	Changed	Date	Approved	Date
Drawing	State	Part					
00.0	Design Release		SEE ECN# 013638	GRW	11/30/2016	KAC	11/30/2016



SECTION A-A

NOTES:

1. FLAMMABILITY SELF-EXTINGUISHING (EN613861)
2. OPERATING TEMPERATURE -13° F TO +194° F (-25° C TO +90° C)
3. RoHS
4. HF
5. USE WITH HELAGUARD FSU SERIES METALLIC FITTINGS FOR IP65 RATINGS
6. CONSULT FACTORY OR WEBSITE FOR AVAILABLE LENGTHS

Conduit Nominal Size		HellermannTyton Item Number	Man'f Part Reference	Outside Dimension (OD)		Inside Dimension (ID)		Minimum Bend Radius	
inches	mm			in	mm	in	mm	in	mm
5/16	12.0	LFHU12B-25M	LFHU12B	0.56	14.2	0.39	10.0	1.18	30.0
3/8	16.0	LFHU16B-25M	LFHU16B	0.67	17.1	0.51	12.9	1.57	40.0
1/2	20.0	LFHU20B-25M	LFHU20B	0.85	21.6	0.66	16.8	1.77	45.0
3/4	25.0	LFHU25B-25M	LFHU25B	1.02	26.0	0.82	20.9	2.17	55.0
1	32.0	LFHU32B-25M	LFHU32B	1.34	34.0	1.09	27.8	2.36	60.0
1-1/4	40.0	LFHU40B-10M	LFHU40B	1.74	44.2	1.47	37.3	3.15	80.0
1-1/2	50.0	LFHU50B-10M	LFHU50B	2.17	55.0	1.89	48.0	3.54	90.0
2	63.0	LFHU63B-10M	LFHU63B	2.54	64.5	2.24	57.0	4.53	115.0
2-3/4	75.0	LFHU75B-10M	LFHU75B	3.12	79.2	2.73	69.4	5.91	150.0

Material GALVANIZED STEEL & POLYOLEFIN	Units: inches	The copyright of this drawing is reserved by HellermannTyton. It is issued on condition that it is not reproduced, copied, or disclosed to a third party, either wholly or in part, without the consent of HellermannTyton.	Drawn	GRW	11/30/2016	Article/Type-No	LFHU SERIES		Scale	
	Dimension without tolerances details to: .xxxx = ±.0005 .xxx = ±.005 .xx = ±.01 .x = ±.03 None = ±.06 ∠ = ±0.5° Dimension Formatted in/[mm]		Approved	KAC	11/30/2016	Title	HELAGUARD FLEXIBLE METALLIC GALVANIZED STEEL CONDUIT, LOW FIRE HAZARD COVER		Project Number	
			<div>HellermannTyton</div> <div>North America</div> <div>Email: corp@htamericas.com</div> <div>Web: www.hellermann.tyton.com</div>				Drawing-No	PRODUCTION : Phase	Format	AH
							16-1649-001-CSU		Sheet	1/1