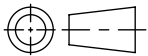
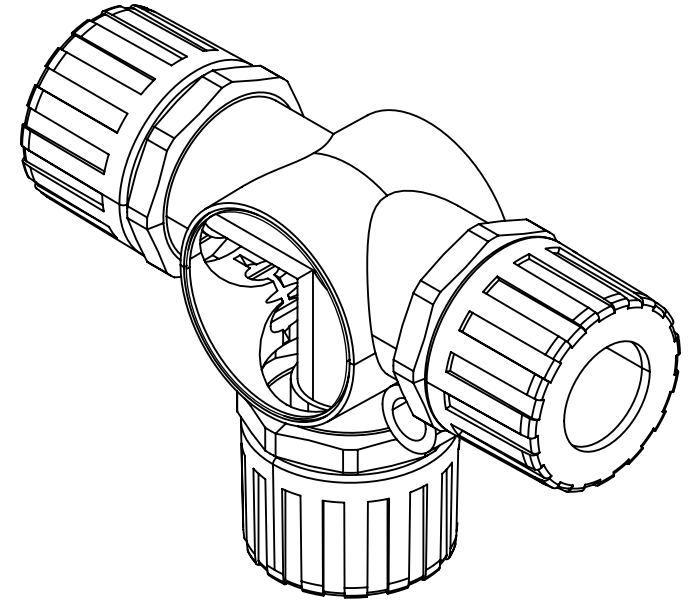
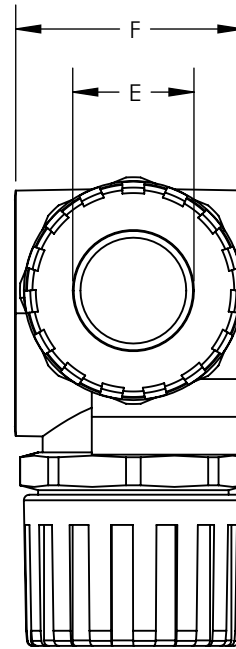
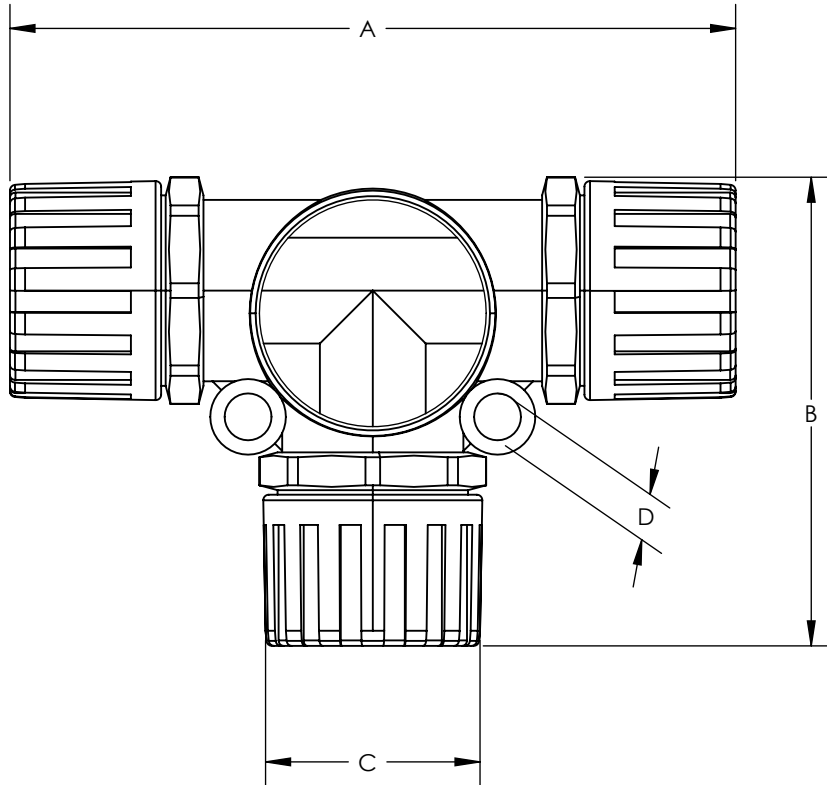


SW2014



Revision level			Revision Record	Changed	Date	Approved	Date
Drawing	State	Part					
00.0	Design Release		SEE ECN# 013611	GRW	10/31/2016	KAC	10/31/2016



Conduit Size		Euro Size	HellermannTyton Part Number	Manufacturer Reference Number	Dimension											
					A		B		C		D		E		F	
in.	mm	(NW)			in.	mm	in.	mm	in.	mm	in.	mm	in.	mm	in.	mm
3/8	16	12	HG038-T	FPA16T	3.78	96	2.44	62	1.30	33	0.24	6.2	0.55	14.0	1.22	31
1/2	21	17	HG050-T	FPA21T	3.90	99	2.48	63	1.34	34	0.24	6.2	0.75	19.0	1.38	35
3/4	28	23	HG075-T	FPA28T	4.92	125	3.42	87	1.77	45	0.23	6.0	0.98	25.0	1.89	48
1.00	34	29	HG100-T	FPA34T	5.12	130	3.58	91	1.89	48	0.28	7.2	1.3	33.0	2.13	54
1.25	42	36	HG125-T	FPA42T	5.91	150	4.33	110	2.17	55	0.28	7.2	1.61	41.0	2.56	65

Material  
PA66

Units: inches

Dimension without  
tolerances details to:  
.xxxx = ±.0005  
.xxx = ±.005  
.xx = ±.01  
.x = ±.03  
None = ±.06  
∠ = ±0.5°  
Dimension Formatted in[mm]

The copyright of this  
drawing is reserved by  
HellermannTyton. It is  
issued on condition that it is  
not reproduced, copied, or  
disclosed to a third party,  
either wholly or in part,  
without the consent of  
HellermannTyton.

Drawn GRW 10/31/2016

Approved KAC 10/31/2016

**HellermannTyton**  
North America  
Email: corp@htamericas.com  
Web: www.hellermann.tyton.com

Article/Type-No HG-T SERIES

Title **HELAGUARD T-CONNECTOR  
NYLON FITTING, IP66**

Drawing-No PRODUCTION : Phase

**15-0845-001-CSU**

Scale 1:1

Project Number

PRP 15-0845

Format AH

Sheet 1/1