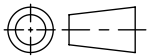
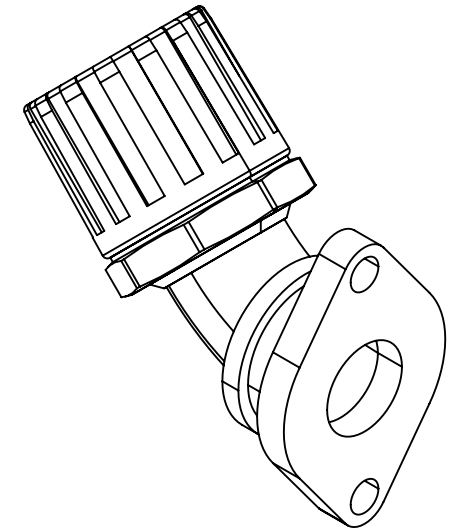
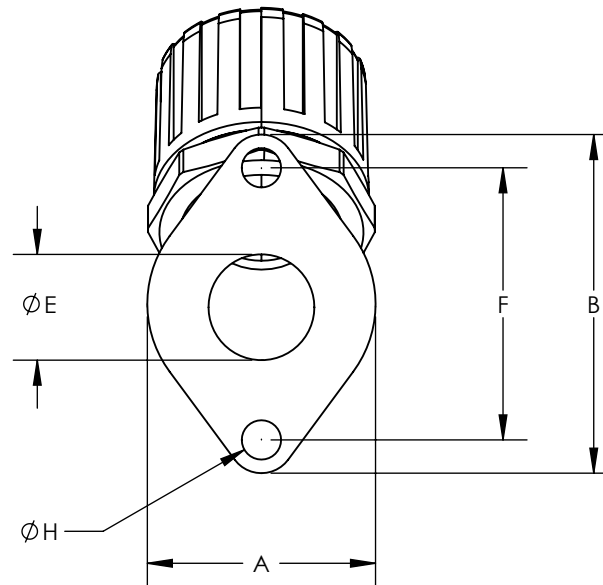
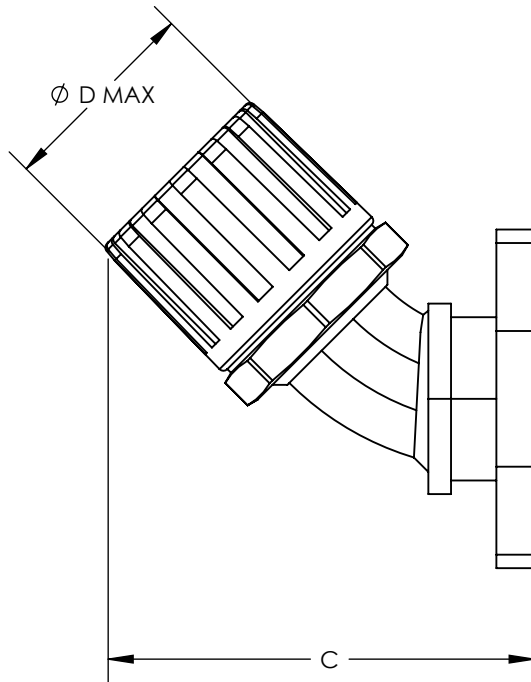


SW2014



Revision level			Revision Record	Changed	Date	Approved	Date
Drawing	State	Part					
00.0	Design Release		SEE ECN# 013599	GRW	10/26/2016	KAC	10/26/2016



Conduit Size		Euro Size (NW)	HellermannTyton Part Number	Manufacturer Reference Number	Style	Dimension													
						A		B		C		D		E		F		G	
in.	mm					in.	mm	in.	mm	in.	mm	in.	mm	in.	mm	in.	mm	in.	mm
3/8	16	12	HG038-45FL	FPA16-FL-45	A	1.18	30	1.77	45	2.20	56	1.14	29	0.55	14.0	1.42	36	NA	NA
1/2	21	17	HG050-45FL	FPA21-FL-45	A	1.18	30	1.77	45	2.48	63	1.34	34	0.55	14.0	1.42	36	NA	NA
3/4	28	23	HG075-45FL	FPA28-FL-45	A	1.50	38	2.52	64	3.03	77	1.73	44	0.75	19.0	2.09	53	NA	NA
1.00	34	29	HG100-45FL	FPA34-FL-45	B	2.60	66	2.32	59	3.3	84	2.01	51	0.96	24.5	1.42	36	2.13	54
1.25	42	36	HG125-45FL	FPA42-FL-45	B	2.60	66	2.32	59	3.86	98	2.48	63	1.54	39.0	1.42	36	2.13	54

Material
PA66

Units: inches

Dimension without
tolerances details to:
 .xxxx = ±.0005
 .xxx = ±.005
 .xx = ±.01
 .x = ±.03
 None = ±.06
 < = ±0.5°
 Dimension Formatted in[mm]

The copyright of this
drawing is reserved by
HellermannTyton. It is
issued on condition that it is
not reproduced, copied, or
disclosed to a third party,
either wholly or in part,
without the consent of
HellermannTyton.

Drawn GRW 10/26/2016

Approved KAC 10/26/2016

HellermannTyton
 North America
 Email: corp@htamericas.com
 Web: www.hellermann.tyton.com

Article/Type-No HG-45FL SERIES

Title **HELAGUARD 45 DEGREE NYLON
SWIVEL FLANGE FITTING, IP66**

Drawing-No PRODUCTION : Phase

15-0843-001-CSU

Scale 1:1

Project Number

PRP 15-0843

Format AH

Sheet 1/1