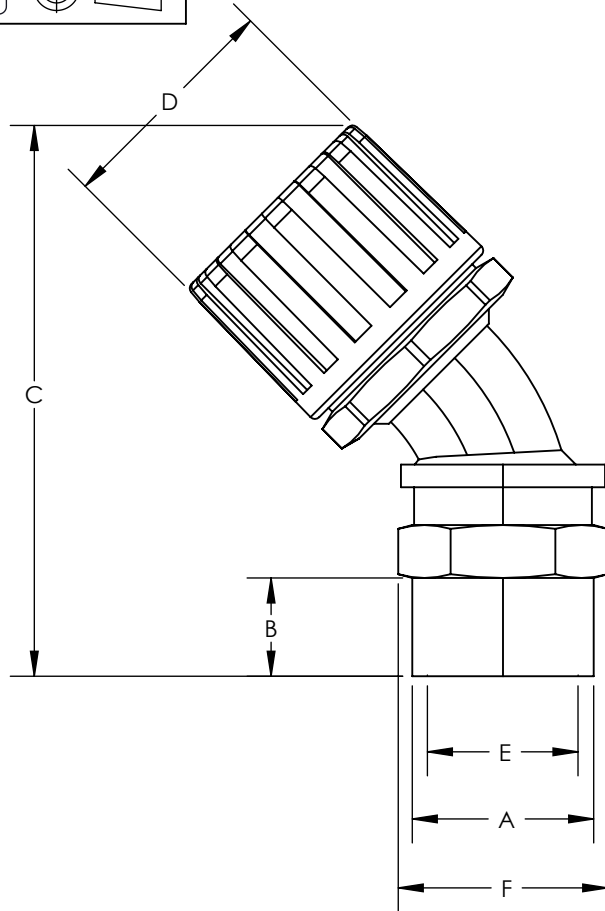
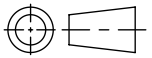
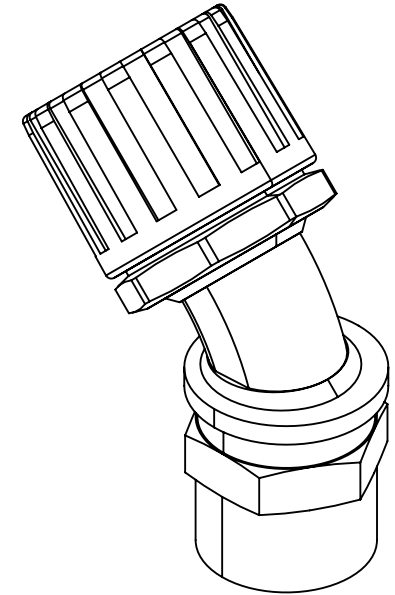
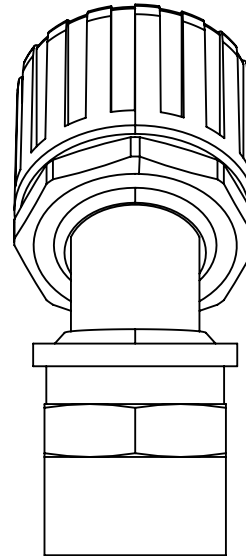


SW2014



Revision level			Revision Record	Changed	Date	Approved	Date
Drawing	State	Part					
00.0	Design Release		SEE ECN# 013604	GRW	10/27/2016	KAC	10/27/2016



Conduit Size		Euro Size	HellermannTyton Part Number	Manufacturer Reference Number	Metric Thread	Dimension (mm)									
					A	B		C		D		E		F (A/F)	
in.	mm	(NW)				in.	mm	in.	mm	in.	mm	in.	mm	in.	mm
1/2	21	17	HG050-45F-M20	FPA21-BFM20-45	M20 X 1.5	0.55	14	2.95	75	1.26	32	0.55	14.0	0.94	24
3/4	28	23	HG075-45F-M25	FPA28-BFM25-45	M25 X 1.5	0.59	15	3.46	88	1.73	44	0.75	19.0	1.14	29
1.00	34	29	HG100-45F-M32	FPA34-BFM32-45	M32 X 1.5	0.63	16	3.9	99	2.01	51	0.96	24.5	1.5	38
1.25	42	36	HG125-45F-M40	FPA42-BFM50-45	M50 X 1.5	0.55	14	4.53	115	2.48	63	1.54	39.0	2.05	52
1.50	54	48	HG150-45F-M50	FPA54-BFM50-45	M50 X 1.5	0.55	14	5.31	135	2.99	76	1.54	39.0	2.05	52

Material  
PA66 / NYLON NICKEL  
PLATED BRASS

Units: inches

Dimension without  
tolerances details to:  
.xxxx = ±.0005  
.xxx = ±.005  
.xx = ±.01  
.x = ±.03  
None = ±.06  
∠ = ±0.5°  
Dimension Formatted in [mm]

The copyright of this  
drawing is reserved by  
HellermannTyton. It is  
issued on condition that it is  
not reproduced, copied, or  
disclosed to a third party,  
either wholly or in part,  
without the consent of  
HellermannTyton.

Drawn GRW 10/27/2016

Approved KAC 10/27/2016

**HellermannTyton**  
North America  
Email: corp@htamericas.com  
Web: www.hellermann.tyton.com

Article/Type-No HG-45F SERIES

Title **HELAGUARD 45 DEGREE NYLON  
ELBOW FITTING W/ BRASS SWIVEL,  
INTERNAL METRIC THREAD, IP66**

Drawing-No PRODUCTION : Phase

**15-0863-001-CSU**

Scale 1:1

Project Number

PRP 15-0863

Format AH

Sheet 1/1