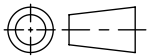
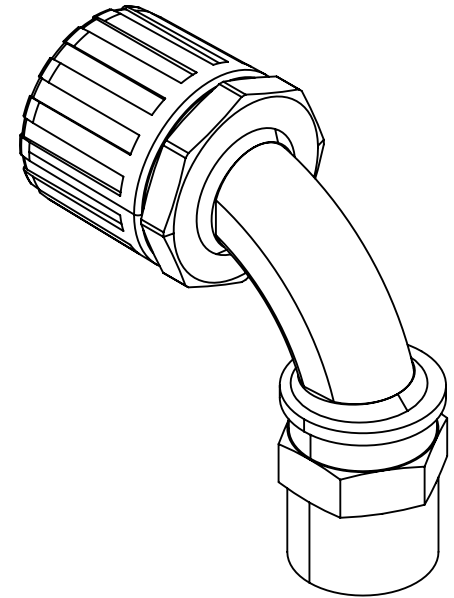

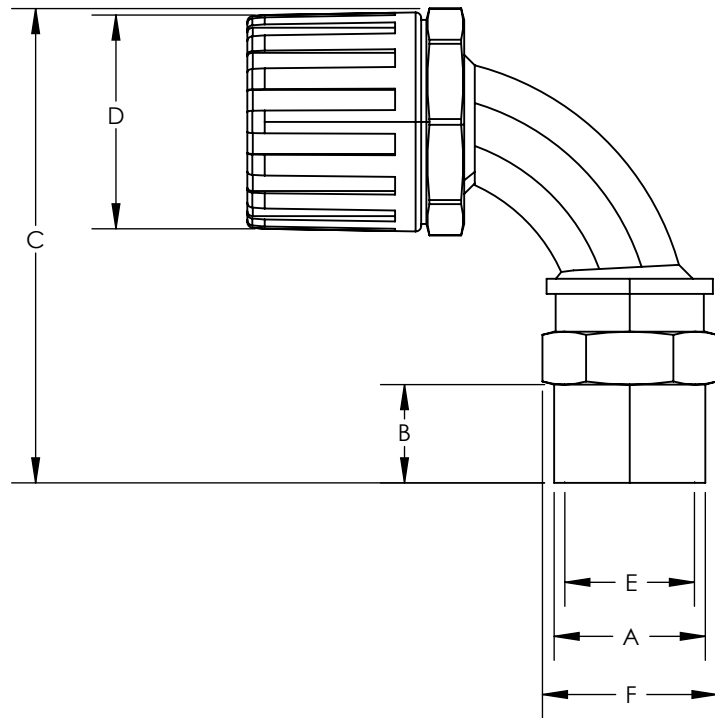


SW2014



Revision level			Revision Record	Changed	Date	Approved	Date
Drawing	State	Part					
00.0	Design Release		SEE ECN# 013604	GRW	10/27/2016	KAC	10/27/2016



Conduit Size		Euro Size	HellermannTyton Part Number	Manufacturer Reference Number	Metric Thread	Dimension (mm)									
						A		B		C		D		E	
in.	mm	(NW)				in.	mm	in.	mm	in.	mm	in.	mm	in.	mm
3/8	16	12	HG038-90F-M16	FPA16-BFM16-90	M16 X 1.5	0.55	14	2.48	63	1.14	29	0.41	10.5	0.79	20
1/2	21	17	HG050-90F-M20	FPA21-BFM20-90	M20 X 1.5	0.55	14	2.68	68	1.26	32	0.55	14.0	0.94	24
3/4	28	23	HG075-90F-M25	FPA28-BFM25-90	M25 X 1.5	0.59	15	3.19	81	1.73	44	0.75	19.0	1.14	29
1.00	34	29	HG100-90F-M32	FPA34-BFM32-90	M32 X 1.5	0.63	16	3.58	91	2.01	51	0.96	24.5	1.5	38
1.25	42	36	HG125-90F-M40	FPA42-BFM50-90	M50 X 1.5	0.55	14	4.53	115	2.48	63	1.54	39.0	2.05	52
1.50	54	48	HG150-90F-M50	FPA54-BFM50-90	M50 X 1.5	0.55	14	4.61	117	2.99	76	1.54	39.0	2.05	52

Material
PA66 / NICKEL PLATED
BRASS

Units: inches

Dimension without
tolerances details to:
.xxxx = ±.0005
.xxx = ±.005
.xx = ±.01
.x = ±.03
None = ±.06
∠ = ±0.5°
Dimension Formatted in [mm]

The copyright of this
drawing is reserved by
HellermannTyton. It is
issued on condition that it is
not reproduced, copied, or
disclosed to a third party,
either wholly or in part,
without the consent of
HellermannTyton.

Drawn GRW 10/27/2016

Approved KAC 10/27/2016

HellermannTyton
North America
Email: corp@htamericas.com
Web: www.hellermann.tyton.com

Article/Type-No HG-90F SERIES

Title
**HELAGUARD 90 DEGREE NYLON
ELBOW FITTING W/ BRASS SWIVEL,
INTERNAL METRIC THREAD, IP66**

Drawing-No PRODUCTION : Phase

15-0861-001-CSU

Scale 1:1

Project Number

PRP 15-0861

Format AH

Sheet 1/1