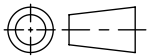
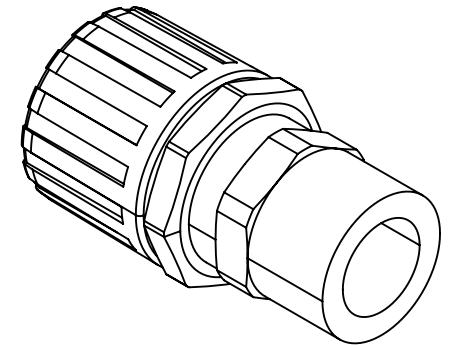
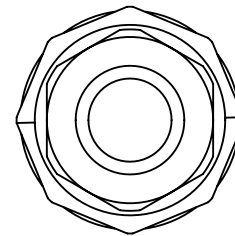
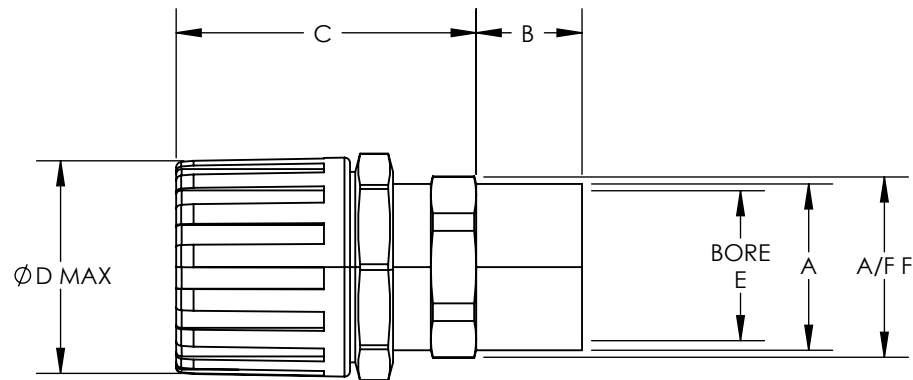


SW2014



Revision level			Revision Record	Changed	Date	Approved	Date
Drawing	State	Part					
00.0	Design Release		SEE ECN# 013604	GRW	10/27/2016	KAC	10/27/2016



Conduit Size		Euro Size	HellermannTyton Part Number	Manufacturer Reference Number	Metric Thread	Dimension (mm)									
					A	B		C		D		E		F (A/F)	
in.	mm	(NW)				in.	mm	in.	mm	in.	mm	in.	mm	in.	mm
3/8	16	12	HGL038-SF-M16	FPAX16-BFM16	M16 X 1.5	0.55	14	2.16	55	1.14	29	0.43	11.0	0.87	22
1/2	21	17	HGL050-SF-M20	FPAX21-BFM20	M20 X 1.5	0.55	14	2.24	57	1.26	32	0.57	14.5	0.94	24
3/4	28	23	HGL075-SF-M25	FPAX28-BFM25	M25 X 1.5	0.55	14	2.52	64	1.73	44	0.77	19.5	1.18	30
1.00	34	29	HGL100-SF-M32	FPAX34-BFM32	M32 X 1.5	0.55	14	2.68	68	2.01	51	1.04	26.5	1.5	38
1.25	42	36	HGL125-SF-M40	FPAX42-BFM40	M40 X 1.5	0.55	14	3.62	92	2.48	63	1.28	32.5	2.05	52
1.50	54	48	HGL150-SF-M50	FPAX54-BFM50	M50 X 1.5	0.55	14	3.78	96	2.99	76	1.65	42.0	2.05	52

Material
PA66 / NICKEL PLATED
BRASS

Units: inches

Dimension without
tolerances details to:
.xxxx = ±.0005
.xxx = ±.005
.xx = ±.01
.x = ±.03
None = ±.06
∠ = ±0.5°
Dimension Formatted in [mm]

The copyright of this
drawing is reserved by
HellermannTyton. It is
issued on condition that it is
not reproduced, copied, or
disclosed to a third party,
either wholly or in part,
without the consent of
HellermannTyton.

Drawn GRW 10/27/2016

Approved KAC 10/27/2016

HellermannTyton
North America
Email: corp@htamericas.com
Web: www.hellermann.tyton.com

Article/Type-No HGL-SF SERIES

Title **HELAGUARD STRAIGHT NYLON
FITTING W/ BRASS SWIVEL, INTERNAL
METRIC THREAD, IP68**

Drawing-No PRODUCTION : Phase

15-0860-001-CSU

Scale 1:1

Project Number

PRP 15-0860

Format AH

Sheet 1/1