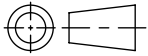
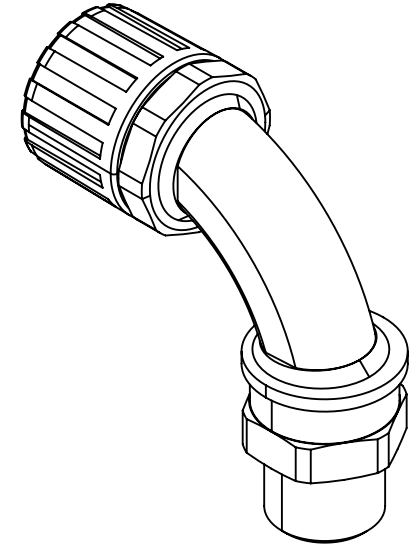

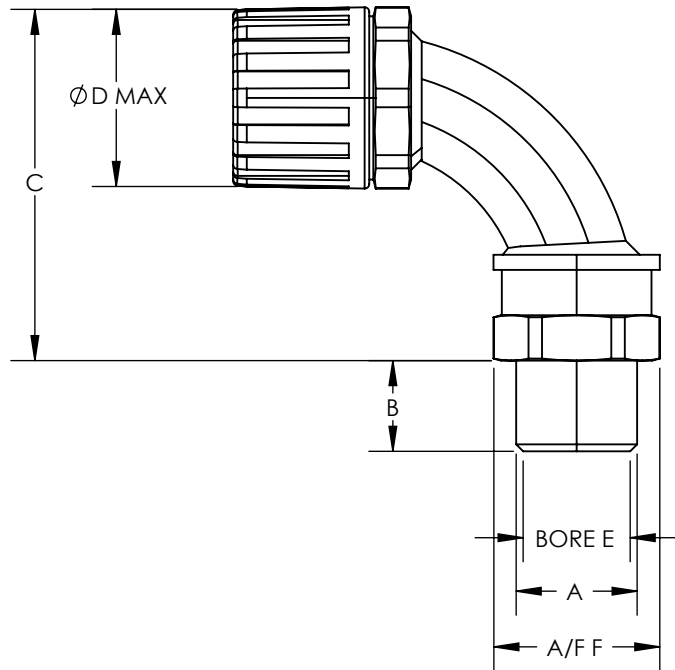


SW2014



Revision level			Revision Record	Changed	Date	Approved	Date
Drawing	State	Part					
00.0	Design Release		SEE ECN# 013600	GRW	10/26/2016	KAC	10/26/2016



Conduit Size		Euro Size	HellermannTyton Part Number	Manufacturer Reference Number	Metric Thread	Dimension (mm)									
					A	B		C		D		E		F (A/F)	
in.	mm	(NW)				in.	mm	in.	mm	in.	mm	in.	mm	in.	mm
3/8	16	12			HG038-90M-M16	FPA16-BM16-90	M16 X 1.5	0.47	12	1.97	50	1.14	29	0.41	10.5
1/2	21	17	HG050-90M-M20	FPA21-BM20-90	M20 X 1.5	0.47	12	2.13	54	1.26	32	0.55	14.0	0.94	24
3/4	28	23	HG075-90M-M25	FPA28-BM25-90	M25 X 1.5	0.47	12	2.64	67	1.73	44	0.75	19.0	1.14	29
1.00	34	29	HG100-90M-M32	FPA34-BM32-90	M32 X 1.5	0.51	13	2.95	75	2.01	51	0.96	24.5	1.5	38
1.25	42	36	HG125-90M-M40	FPA42-BM50-90	M50 X 1.5	0.59	15	4.01	102	2.48	63	1.54	39.0	2.28	58
1.50	54	48	HG150-90M-M50	FPA54-BM50-90	M50 X 1.5	0.67	17	4.21	107	2.99	76	1.54	39.0	2.28	58

Material  
PA66 / NICKEL PLATED  
BRASS

Units: inches

Dimension without  
tolerances details to:  
.xxxx = ±.0005  
.xxx = ±.005  
.xx = ±.01  
.x = ±.03  
None = ±.06  
∠ = ±0.5°  
Dimension Formatted in [mm]

The copyright of this  
drawing is reserved by  
HellermannTyton. It is  
issued on condition that it is  
not reproduced, copied, or  
disclosed to a third party,  
either wholly or in part,  
without the consent of  
HellermannTyton.

Drawn GRW 10/26/2016

Approved KAC 10/26/2016

**HellermannTyton**  
North America  
Email: corp@htamericas.com  
Web: www.hellermann.tyton.com

Article/Type-No HG-90M SERIES

Title **HELAGUARD 90 DEGREE NYLON  
ELBOW FITTING W/ BRASS SWIVEL,  
EXTERNAL METRIC THREAD, IP66**

Drawing-No PRODUCTION : Phase

**15-0855-001-CSU**

Scale 1:1

Project Number

PRP 15-0855

Format AH

Sheet 1/1