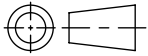
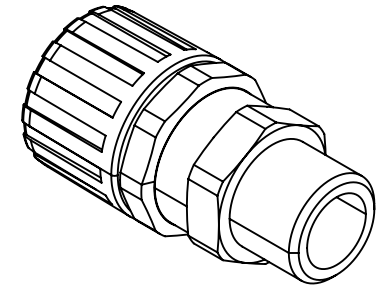
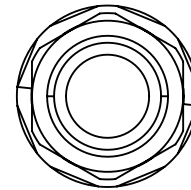
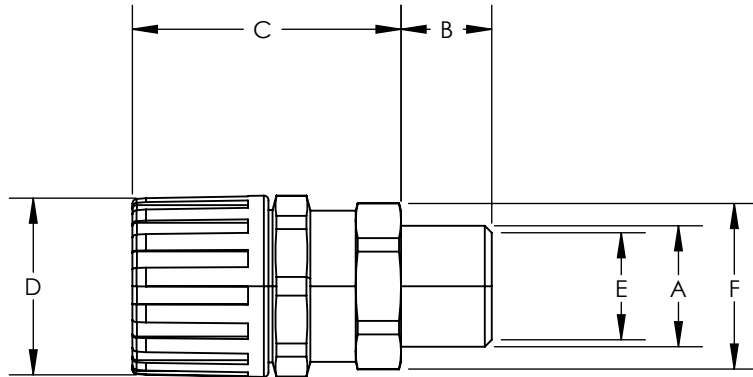


SW2014



Revision level			Revision Record	Changed	Date	Approved	Date
Drawing	State	Part					
00.0	Design Release		SEE ECN# 013600	GRW	10/26/2016	KAC	10/26/2016



Conduit Size		Euro Size	HellermannTyton Part Number	Manufacturer Reference Number	Metric Thread	Dimension (mm)									
					A	B		C		D		E		F (A/F)	
in.	mm	(NW)				in.	mm	in.	mm	in.	mm	in.	mm	in.	mm
3/8	16	12	HG038-SM-M16	FPA16-BM16	M16 X 1.5	0.47	12	1.77	45	1.14	29	0.43	11.0	0.79	20
1/2	21	17	HG050-SM-M20	FPA21-BM20	M20 X 1.5	0.47	12	1.77	45	1.26	32	0.57	14.5	0.94	24
3/4	28	23	HG075-SM-M25	FPA28-BM25	M25 X 1.5	0.47	12	1.97	50	1.73	44	0.77	19.5	1.14	29
1.00	34	29	HG100-SM-M32	FPA34-BM32	M32 X 1.5	0.51	13	2.13	54	2.01	51	1.04	26.5	1.5	38
1.25	42	36	HG125-SM-M40	FPA42-BM40	M40 X 1.5	0.59	15	2.52	64	2.48	63	1.28	32.5	1.97	50
1.50	54	48	HG150-SM-M50	FPA54-BM50	M50 X 1.5	0.67	17	2.68	68	2.99	76	1.65	42.0	2.28	58

Material
PA66 NICKEL PLATED
BRASS

Units: inches

Dimension without
tolerances details to:
.xxxx = ±.0005
.xxx = ±.005
.xx = ±.01
.x = ±.03
None = ±.06
∠ = ±0.5°
Dimension Formatted in [mm]

The copyright of this
drawing is reserved by
HellermannTyton. It is
issued on condition that it is
not reproduced, copied, or
disclosed to a third party,
either wholly or in part,
without the consent of
HellermannTyton.

Drawn GRW 10/26/2016

Approved KAC 10/26/2016

HellermannTyton
North America
Email: corp@htamericas.com
Web: www.hellermann.tyton.com

Article/Type-No HG-SM SERIES

Title **HELAGUARD STRAIGHT NYLON
FITTING W/ BRASS SWIVEL,
EXTERNAL METRIC THREAD, IP66**

Drawing-No PRODUCTION : Phase

15-0852-001-CSU

Scale 1:1

Project Number

PRP 15-0852

Format AH

Sheet 1/1