




# Videofied System Builder & Parts List




## STEP 1: Choose control panel(s)

The first step to building a Videofied alarm system for your application is choosing the right control panel. Primary considerations: size/type of property, communication, panel location, spread of devices

	XT-IP620	XT-IP630	XTO-IP630
			
Application	Indoor, residential and small commercial	Indoor, residential and small commercial	Outdoor, remote sites, large commercial
Communication	Ethernet only	Ethernet + cell backup or Cellular only	Cellular only or Ethernet + cell backup
RF range	Up to 250 ft.	Up to 250 ft.	Up to 500 ft.
Power option(s)	PP4 only	PP4 or PP1	PP1 or PP4
Inputs	2 arming, 3 programmable	2 arming, 3 programmable	2 arming, 3 programmable
Outputs	2 programmable	2 programmable	2 programmable
Temperature/Environment	+14/+104°F (-10/+40°C)	+14/+104°F (-10/+40°C)	-20/+140°F (-30/+60°C), IP65
Notes	Recommended panel for smartphone interactivity	PP4 power option required if using Ethernet	Integrated high-gain antennas; pole, corner, and wall mounting

### BATTERIES INCLUDED

## STEP 4: Choose arming device(s)



XMA621	WMB621	BR651
		
Indoor vertical alpha keypad. At least one keypad required for initial programming and setup	Indoor horizontal alpha keypad with integrated prox tag reader. 1 prox tag included.	Outdoor prox tag reader arming station. 1 prox tag included.

**PLEASE NOTE :** An alpha keypad (either the XMA621 or WMB621) is required for initial programming and setup of a Videofied system.

## STEP 2: Choose SIM card IF control panel will be communicating over cell (primary/backup)

TG200	WYL200	CRS200	UPL200
Telguard SIM (AT&T)	Wyless SIM (T-Mobile)	Telit/Crossbridge SIM (AT&T)	Uplink SIM (T-Mobile, AT&T)

## STEP 3: Choose control panel power option

PP4	PP1
	
12V AC Power Adapter + 4 backup Alkaline D-Cell batteries (3-6 month backup life depending on the amount of alarm activity)	4 Lithium D-Cell batteries; up to 4 year battery life for a low amount of activity (2 video alarms per month)

### BATTERIES INCLUDED

## STEP 5: Choose MotionViewers and other needed devices

INDOOR				OUTDOOR		
IMV601	IDC601	IUT601	SE601	DCV651	MB110	SE651
						
<b>Indoor MotionViewer</b> mount on flat wall or corner; terminate view 23 ft. from device	Door/window contact dual tamper function; up to 4 year battery life	Indoor Universal Transmitter with terminals for dry contact third party	Indoor siren provides output of 110dB at 3ft for up to three minutes, in alarm	<b>Outdoor MotionViewer</b> terminate view 30 ft. from device	Mounting Bracket kit for DCV651, compatible w/ MB120 magnetic mounting base	Outdoor siren/strobe; 105dB at 3ft for up to three minutes, in alarm

## PARTS LIST

PART #	QTY	PRICE
XT-IP620		
XT-IP630		
XTO-IP630		
TG200		
WYL200		
CRS200		
UPL200		
PP4		
PP1		
XMA621		
WMB621		
BR651		
RC601		
VT100		
IMV601		
IDC601		
IUT601		
SE601		
IMD601		
DCV651		
MB110		
MB120		
SE651		
700060/LS14500		
500205/LSH20		
E95VP		
XCABL-USB V2		

PROJECT:

DATE:

TOTAL: