

WIRELESS 2000

WIRELESS DRIVEWAY AND ENTRY ALERT



Protection for peace of mind.

The Wireless 2000 from OPTEX is a wireless annunciator system that not only alerts shop owners to customers entering their store, but also can provide driveway annunciation and perimeter awareness.

Whether for home or business, indoor or outdoor, the Wireless 2000 is the ideal choice for perimeter awareness and wireless remote control.



Expandability matched by no other wireless alert system on the market.





Protection for



WIRELESS 2000 Annunciator System


The RCTD-20U or "Wireless 2000" from OPTEX is a wireless annunciator system that not only alerts shop owners to customers entering their store, but also can provide driveway annunciation and perimeter protection. The Wireless 2000 includes an outdoor rated PIR detector, as well as an R.F. receiver that can hold up to 9 detectors and chimes when the sensor detects motion. The R.F. receiver also features a Form C relay for activation of a variety of electronic equipment. Additional accessories can be added, including the TC-20U wireless door / window contact, TS-10U wireless push button transmitter for notification or activation applications and TR-20U repeater for applications where extended range between Wireless 2000 devices is necessary. Whether for home or business, indoor or outdoor, the Wireless 2000 is the ideal choice for perimeter awareness and wireless remote control.

No More Surprises

The OPTEX Wireless 2000 monitors your property 24 hours a day to detect approaching vehicles and people, giving you time to prepare.

No More Missed Visitors or Deliveries

The OPTEX Wireless 2000 serves as a welcome chime or perimeter alert for your home or business.



peace of mind.

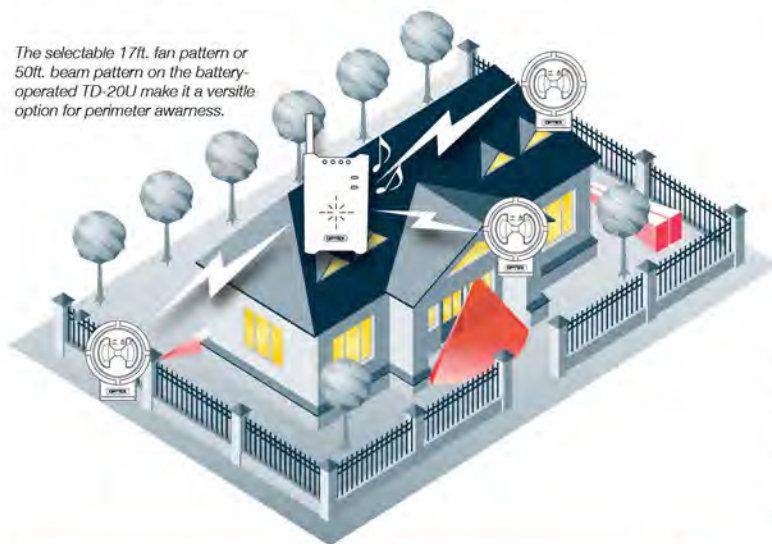


Easily Expandable



The RCTD-20U offers expandability matched by no other wireless alert system on the market. With four channels and three unique chime tones, users can add up to nine TD-20U sensors to one RC-20U chime box receiver. The fourth channel on the chime box can accept three more transmitters and acts as a latching alarm, and will continue to chime until the user turns it off. In addition, up to five RC-20U receivers can be used per system.

The selectable 17ft. fan pattern or 50ft. beam pattern on the battery-operated TD-20U make it a versatile option for perimeter awareness.



Transmission Range

| | |
|---------------------------------------|---------|
| TD-20U..... | 2,000ft |
| TS-10U..... | 700ft |
| TC-10U..... | 700ft |
| TR-20U (TD-20U to Repeater)..... | 1,000ft |
| TR-20U (TC & TS-10U to Repeater)..... | 700ft |
| TR-20U (Repeater to Receiver)..... | 1,000ft |

These measurements were obtained with receivers and transmitters mounted 7ft. above level ground without obstructions. Natural and man-made obstructions and other environmental factors do shorten transmission ranges.

Additional Accessories



TR-20U

Hardwired Repeater

The TR-20U is a hardwired repeater for the RCTD-20U (Wireless 2000). It extends the range between either the TD-20U, TC-20U or TS-10U, and the RC-20U receiver of up to 1000 additional feet (depending on device, line of sight).



TS-10U

Push Button Wireless Transmitter

The TS-10U is a push button, battery-powered transmitter for the RCTD-20U (Wireless 2000). It allows the user to send a signal back to the RC-20U chime box and create a chime for notification purposes, as well as triggering or releasing other devices such as magnetic door locks and lighting.



TC-10U

Wireless Door Contact / Transmitter

The TC-10U is a battery-powered door/window contact and wireless transmitter for the RCTD-20U (Wireless 2000). When used as a wireless transmitter and installed in the backbox of any of OPTEX's battery operated detectors, extended detection range and wireless notification to your RC-20U chime box is achieved. Instantly monitor larger areas with minimal false alarms for a greater sense of protection. When used as a door contact, the TC-10U will send a signal to the RC-20U receiver chime box. This gives the user a notification when the door is opened, and is perfect for high traffic areas around entrances where an above door sensor is not practical.



WIRELESS 2000

WIRELESS DRIVEWAY AND ENTRY ALERT

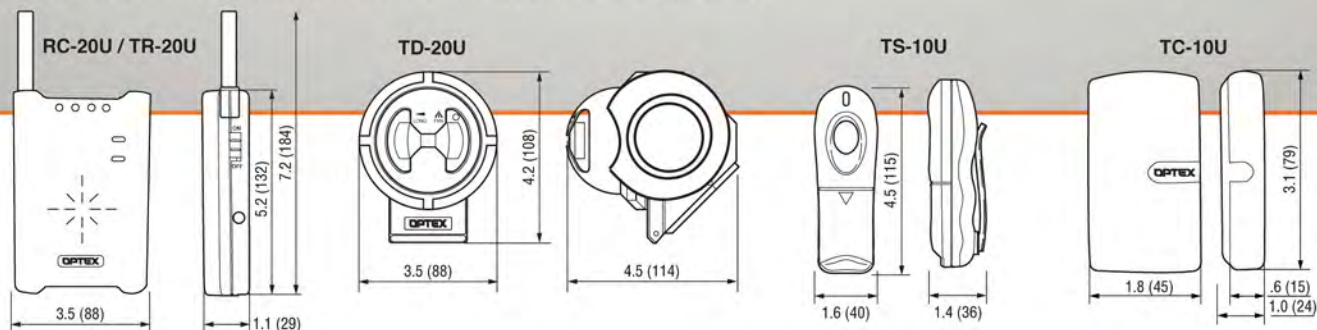
Specifications

RCTD-20U PACKAGE

ADDITIONAL ACCESSORIES

| Model | RC-20U | TD-20U | TR-20U | TS-10U | TC-10U |
|-----------------------|---|--|---|--|--|
| Description | Chime Box w/Relay | In/Outdoor Sensor transmitter | Repeater | Hand-Held transmitter | Door Contact/Wireless transmitter |
| Detection method | — | Passive infrared | — | Push button | Built in magnet |
| Detection pattern | — | 50ft (15m) long range 17ft (5m) fan pattern | — | — | — |
| Angle adjustment | — | 90° vert. & ±5° horizontally or ±5° vert. & 90° horizontally | — | — | — |
| Power source | DC 9V (exclusive AC adaptor) | 9V battery, Not Included | DC 9V (exclusive AC adaptor) | AA batteries x2, Not Incl. | CR123 3V battery, Not Incl. |
| Power consumption | Standby: 1W, Operating: 2W | — | Standby: 1W, Operating: 2W | — | — |
| Battery life | — | Approx. 2yrs [250/day at 70°F (20°C)] | — | Approx. 2yrs [100/day at 70°F (20°C)] | Approx. 2yrs [100/day at 70°F (20°C)] |
| Chime tone | 3 tone & 1 alarm (optional) | — | — | — | — |
| Volume | Adjustable: 0~80dB/5 levels (Continuous zone: max.) | — | — | — | — |
| Relay output | 50V AC 1A max or 24V DC 1A max. | — | — | — | — |
| Output timer | Selectable: off/1/5/30/60sec/ utility output mode | — | — | — | — |
| Status indicator | Power indicator: green LED Zone indicator: red LED x 3 | Red LED | Power indicator: green LED Zone indicator: red LED x 3 | Red LED | Red LED |
| Radio frequency | 418MHz | 418MHz | 418MHz | 418MHz | 418MHz |
| Max. trans range | — | 2000ft (line of sight) | — | 700ft (line of sight) | 700ft (line of sight) |
| Operating temp. | 15°F to 104°F (-10°C to +40°C) | 15°F to 120°F (-10°C~+50°C) | 15°F to 120°F (-10°C to +50°C) | 15°F to 120°F (-10°C to +50°C) | 15°F~120°F (-10°C~+50°C) |
| Water resistance | — | IP54 | — | — | — |
| Installation location | Indoor | Outdoor/Indoor | Indoor | Indoor | Indoor/Outdoor |
| Weight | 6.0oz (170g) | 6.3oz (180g) | 6.0oz (170g) | 1.4oz (40g) | 2.5oz (70g) |
| Accessories | AC adaptor x 1 Mounting screw x 1 | Mounting screw x 2 | AC adaptor x 1 Mounting screw x 1 | Belt clip x 1 | Double stick tape x 3 Screw x 4, Washer x 2 |

NOTE: Specifications may change without notice. RC-20, TR-20, TD-20, TC-10 and TS-10 are not theft prevention units. OPTEX can not assume responsibility for a theft, should it occur. All products listed come with 2-year warranty.



Unit: inches (mm)



www.twitter.com/optexamerica



www.facebook.com/optexamerica

www.optexamerica.com



OPTEX
Sensing Innovation

OPTEX, Inc.
p. 800-966-7839
sales@optexamerica.com