

EXIT CONTROL LOCKS

ECL-230D, ECL-230D-PH

Exit Control Hardware

The ECL-230 is a **code compliant, battery alarmed, rugged dead bolt**, panic device with **steel plate and photo-luminescent sign** providing managed security and a **100 decibel alarm** for **secondary exits**.



Benefits

- Attack resistant design withstands over 2200 lbs. of outside pull force
- Proven durability and reliability at a reasonable price
- Reduces employee and customer theft
- Easy to install
- Time tested construction resists attack from the inside
- Durable steel plate with photo luminescent sign absorbs light to then “glow in the dark” when lights are dimmed
- Easy to see if the lights go out
- Straightforward operation that everyone understands

Features

- Single point, 1" throw dead bolt
- Saw resistant dead bolt
- Corrosion resistant alloy lock body
- 100 decibel alarm, powered by 9-volt battery (included)
- Accepts 5-pin through 7-pin standard and interchangeable core rim cylinders
- Resetting the alarm can only be accomplished with a control key
- Non-handed
- Locking and unlocking the dead bolt always arms and disarms the alarm

Mechanical Options

- Gray Finish (Std.)
- Black Finish (BK)
- English Push Plate Sign (Std.)
- Other Languages available (call factory for details)
- For Panic Hardware on 36" doors see ECL-230D-PH
- Fire-Rated Option see ECL-600
- ECL-437K - Surface Strike (Std.)

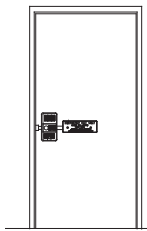
Accessories

- ECL-436K for ECL-230D, ECL-2100K for ECL-230D-PH - Bar Guard Kit - to protect end of bar, when required by code
- RC65 - Rim Cylinder, Schlage "C" Keyway with 2 keys
- ECL-1595 - Cylinder Collar required for 6 or 7 pin cylinders
- VRA-143 - Vertical Rod Assembly provides 2 point locking (see VRA-143 product sheet)
- BE-961-2 - Hard wired Conversion Kit, eliminates battery
- ECL-435K - Adjustable Surface Keeper Bracket for some double door applications
- ECL-475 - Decorative back plate for use on narrow stile doors

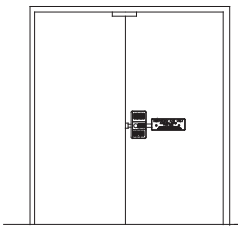
Technical Information

- Door Types - Wood, Hollow Metal or Aluminum
- Door Thickness - Fits standard 1-3/4" - 2-1/4"
- Minimum standard door width for ECL-230D is 20"
- Minimum standard door width for ECL-230D-PH is 34"
- Double Door requirements:
 - (1) ECL-230
 - (1) RC65
 - (1) ECL-435K
 - (1) DDH-2250 } or (1) VRA-143
 - or
 - (2) ECL-230D
 - (2) RC65
 - (1) 90KR
- Door Stile - Fits minimum 5-3/4" with ECL-437K Strike (Std.)
- Door Stile - Fits minimum 1-7/8" with ECL-475 Kit
- Machine and Sheet Metal Screws (Std.)
- Optional Sex Nuts or Security Torx Screws Available


Riser Diagram



Single Door

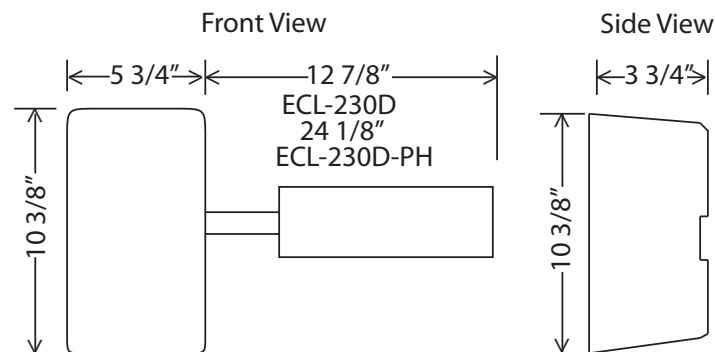


Double Doors with DDH-2250 Double Door Holder Adjustable Keeper (ECL-435K)



Double Doors with Key Removable Mullion Vertical Rod Assemblies also available (Part #VRA-143)

Dimensions



Listings and Approvals



UL Listed
Panic Hardware
988N-Grade 3



Meets ADA requirements



Meets NFPA 101 for Life Safety, CA Title 19 & { Only ECL-230D-PH



ANSI/BHMA requirements for all Building Codes



California State Fire Marshal -
4140-0127:102

Detex Limited Warranty

10 Year Limited Manufacturers Warranty

Where Trust is Built™
DETEX®
Life Safety and Security Door Hardware

Detex Corporation
302 Detex Drive
New Braunfels, Texas 78130-3045 USA
PH. (830) 629-2900
(800) 729-3839
FAX (830) 620-6711
(800) 653-3839
<http://www.detex.com>
USA Sales:
marketing@detex.com
International Sales:
export@detex.com