

CM-4000/5000 SERIES MUSHROOM PUSH SWITCHES



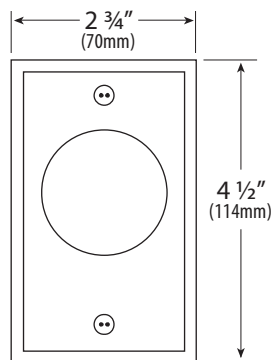
UL294 & UL61058-1
Compliant



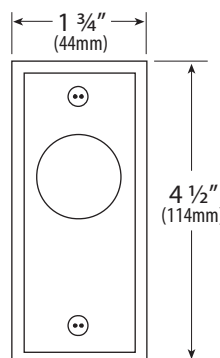
CM-4000



CM-5000



CM-4000



CM-4100

FEATURES

- LARGE EASY TO OPERATE RED, GREEN OR BLUE BUTTONS
- 1 5/8" OR 2 3/8" DIAMETER
- MEETS ADA REQUIREMENTS
- MOUNTED ON HEAVY 1/4" THICK ALUMINUM PLATE
- SINGLE GANG & 1 3/4" WIDTH PLATES AVAILABLE
- INDOOR OR OUTDOOR APPLICATIONS
- DOOR FRAME, WALL & PEDESTAL MOUNTINGS
- SPRING RETURN, PUSH/PULL, OR PUSH/TURN OPERATION
- LARGE ENGRAVED SYMBOLS OR WORDS
- VANDAL & TAMPER RESISTANT
- FREE SPINNING BUTTON CANNOT BE UNSCREWED
- TAMPER PROOF SCREWS PROVIDED
- STACKABLE CONTACTS CAN CONTROL 6 DISTINCT FUNCTIONS
- UL/CSA APPROVED SWITCHES RATED 10 AMPS @ 30V DC
- COLOR CODED 18 AWG SPADE CONNECTIONS
- BRUSHED ALUMINUM FINISH
- CUSTOM ENGRAVING, SILKSCREENING AND FINISHES AVAILABLE
- FAST & EASY TO INSTALL

DESCRIPTION

Camden Door Controls 4000/5000 Series of push switches are heavy duty pushbuttons, specially designed and manufactured to meet the stringent demands of exit controls. Buttons are available in either green, red, or blue, 1 5/8" or 2 3/8" diameter. They are supplied with a 1/4" thick brushed aluminum plate in 1 3/4" or 2 3/4" widths. Optional duranodic finish (US 40) is also available.

No set screws are required, due to the bayonet interlocking of the modular assembly. Buttons are free spinning, for additional protection against vandalism.

The switches are UL/CSA approved, rated at 10 amps @ 30 VDC. The design of the Camden Push Button is modular, so that the contact block switches can be stacked to control up to six distinct functions simultaneously. They can be configured for either spring return (momentary), push / pull (maintained), or push/turn to release (maintained) operation. Optional 1-60 second pneumatic timer. Pneumatic timer features 10 amps @ 30 VDC form Z (N/O and N/C) contacts.

See spec sheet #LIT-SP-PNEUMSW

APPLICATION

Camden Push Switches are ideal for high traffic areas, such as store and building front entrances, and exits. They can be surface, flush, or mullion (narrow stile) mounted.

Camden Push Switches are designed to control overhead doors, electric locks, electro-magnetic locks, electric strikes, automatic doors, and handicap operators. They may also be used for shunting, bypassing alarms, request to exit, timed functions, and other applications. The switches are made for high frequency usage, in an indoor or outdoor environment. Camden Push Switches are versatile, and are supplied in various configurations to suit commercial, industrial and residential applications.

MUSHROOM PUSH SWITCHES

ARCHITECTS/ENGINEERS SPECIFICATIONS

The push switch(es) to be used throughout the site/complex shall be Camden Door Controls CM-4000/5000 Series Push Switches.

The button shall be designed to be easy to activate, 1 5/8" or 2 3/8" in diameter. The faceplate shall be constructed of 1/4" thick aluminum, and shall be supplied with stainless steel Torx or snake eye security screws. The push button shall be free spinning for additional protection against vandalism. Rating for all electrical contacts, shall be a minimum of 10 amps @ 30 VDC. The switch used shall be a UL/CSA approved type, supplied with color coded spade leads.

The switch assembly shall be modular, allowing for up to six distinct functions upon activation of the push button. The mounting shall employ a bayonet assembly, so that no set screws are required to secure the free spinning button.

ORDERING INFORMATION

MODEL	DESCRIPTION
SINGLE GANG FACEPLATE 2 3/4" (70MM)	
CM-4000	SPRING RETURN N/O, SPST MOMENTARY
CM-4010	SPRING RETURN N/C SPST MOMENTARY
CM-4020	SPRING RETURN N/O & N/C, DPST MOMENTARY
CM-4085	SPRING RETURN, DPST 1-60 SEC PNEUMATIC TIME (ADA)
CM-4085PTE*	'PUSH TO EXIT', SPRING RETURN, DPST 1-60 SEC PNEUMATIC TIMER (ADA)
CM-4030	PUSH/PULL, N/O, SPST MAINTAINED, RED ONLY
CM-4040	PUSH/PULL, N/C, SPST MAINTAINED, RED ONLY
CM-4050	PUSH/PULL, N/O & N/C, DPST MAINTAINED, RED ONLY
NARROW STILE FACEPLATE 1 3/4" (44MM)	
CM-4100	SPRING RETURN, N/O, SPST MOMENTARY
CM-4110	SPRING RETURN, N/C, SPST MOMENTARY
CM-4120	SPRING RETURN, N/O & N/C, DPST MOMENTARY
CM-4130	PUSH/PULL, N/O, SPST MAINTAINED, RED ONLY
CM-4140	PUSH/PULL, N/C, SPST MAINTAINED, RED ONLY
CM-4150	PUSH/PULL, N/O, & N/C, DPST MAINTAINED, RED ONLY

MODEL	DESCRIPTION
CM-5000	SPRING RETURN N/O, SPST MOMENTARY
CM-5010	SPRING RETURN N/C SPST MOMENTARY
CM-5020	SPRING RETURN N/O & N/C, DPST MOMENTARY
CM-5030	PUSH/PULL, N/O, SPST MAINTAINED, RED ONLY
CM-5040	PUSH/PULL, N/C, SPST MAINTAINED, RED ONLY
CM-5050	PUSH/PULL, N/O & N/C, DPST MAINTAINED, RED ONLY
CM-5060	PUSH/TURN TO RELEASE, N/O, SPST MAINTAINED, RED ONLY
CM-5070	PUSH/TURN TO RELEASE, N/C, SPST MAINTAINED, RED ONLY
CM-5080	PUSH/TURN TO RELEASE, N/O & N/C, DPST MAINTAINED, RED ONLY
CM-5085	SPRING RETURN, DPST 1-60 SEC PNEUMATIC TIME DELAY REQUEST TO EXIT SWITCH
CM-5085PTE*	SPRING RETURN, DPST 1-60 SEC PNEUMATIC TIME DELAY, 'PUSH TO EXIT'

FOR BUTTON GRAPHICS**, ADD:

(ALL TEXT ENGRAVED
IN WHITE)

'E' FOR 'EXIT'
'H' FOR WHEELCHAIR LOGO
'S' FOR 'SORTIE'
'ES' FOR 'EXIT/SORTIE'
'SA' FOR 'SALIDA'
'ESA' FOR 'EXIT/SALIDA'

FOR COLOR, ADD:

'R' FOR RED BUTTON
'G' FOR GREEN BUTTON
'B' FOR BLUE BUTTON

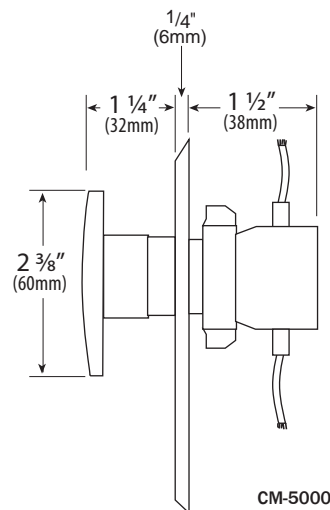
FOR FACEPLATE GRAPHICS, ADD:

(ADD SUFFIX TO ANY 'BLANK'
MODEL)

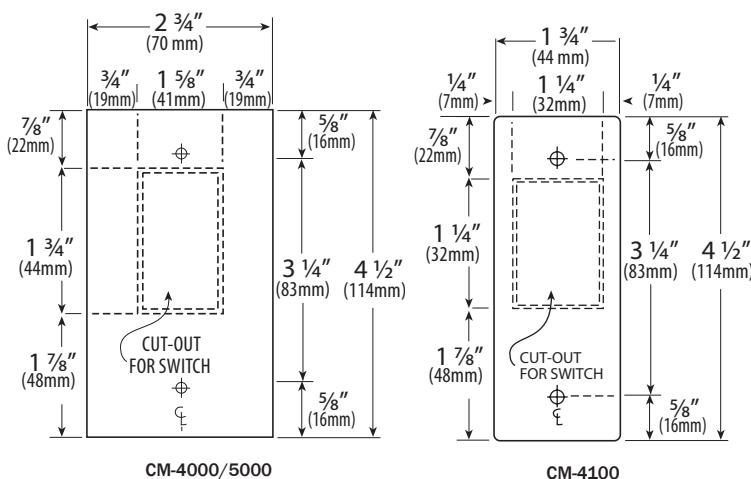
/1: PLAIN FACEPLATE
/3 'PUSH TO OPEN'
/3F 'POUSSEZ POUR OUVRIR'
/3S 'EMPUJE PARA ABRIR'
/7 'PUSH TO EXIT'
/7F 'POUSSEZ POUR SORTIR'
/8 'PUSH TO LOCK'

**NOTE:

Engraving not available on the
Push/Pull mushroom buttons



CM-5000



CM-4000/5000

CM-4100

*  **UL294 & UL61058-1 Compliant**