




Model 1017-BL

Small Wall Mount AP Protective Non-Metallic Box

Category: Wall and Hard Ceiling - Surface Mount - Surface Mount - Enclosures



Hotels and residence halls often require APs in each room. Many compact APs fasten to a telecommunications outlet low on the wall, vulnerable to tampering, disconnect, or accidental damage. This compact, non-metallic plastic box protects the AP and cables connected to it. Deep enough to surface mount APs without a telecommunications outlet in the wall, the low-profile 1017 is molded from durable ABS plastic, virtually transparent to the wireless signal. Box cover has tamper-resistant screws.



Features & Benefits

- Impact-resistant, ABS plastic protective box in black (1017-BL) or off-white (1017-WH), designed to protect smaller, wall-mounted access points
- Ideal for protecting wireless access points in hotel rooms and residence halls
- Mounts directly over access point attached to the wall, ABS plastic is virtually transparent to wireless signals
- Includes an internal AP standoff bracket, for surface mount applications without telecommunications outlet in the wall
- Tamper-resistant hardware (torx screws) for cover
- Low profile (3.15"); fits behind desks or furniture

Technical Specifications

- Design: Wireless access point enclosure designed to be surface-mounted on hard-lid ceilings or walls. Designed to accommodate smaller wall mount wireless access points with integrated or non-detachable antennas, such as Cisco 702W or Aruba 205H access points.
- Performance: Ventilated, impact-resistant ABS plastic enclosure is virtually transparent to wireless signals
- Screw on cover with tamper-resistant (torx) screws
- Internal universal AP standoff bracket for surface mounting applications without outlet in the wall
- Construction: UL94-5VA classified ABS plastic; beige body and cover
- External size: 6 inches by 10.1 inches by 3.15 inches (152mm by 256mm by 80mm). available internal dimensions 5.78 by 9.75 by 2.91 inches (147mm by 248mm by 69mm)

Standards for Safety

- UL-945VA ABS Material

Configurations

Please specify configuration when ordering.

Model Number	Description
1017-BL	Oberon Model 1017, black
1017-WH	Oberon Model 1017, off-white - minimum order may apply


Measurements *(Maximum values):*

- Height: 6 in.
- Width: 10.1 in.
- Depth: 3.15 in.
- Item Weight: 2 lbs.
- Shipping Weight: 9 lbs.

Includes

- (1) ABS box and lid
- (1) Internal AP standoff bracket
- (4) AP standoff bracket screws
- (6) #4 x 1/2" Black torx lid screw
- (6) #4 x 1/2" Black Philips lid screw
- (4) #6 x 1/4" Philips AP mounting screw
- (4) #2 x 1/2" Philips mounting bracket screw
- Installation instructions

Documentation Links

 [Spec Sheet](http://oberoninc.com/index.php?option=com_content&view=article&id=2607&Itemid=399) - oberoninc.com/index.php?option=com_content&view=article&id=2607&Itemid=399

 [Installation Instructions](http://oberoninc.com/images/WebDocs/Model1017-00_Installation_Instructions.pdf) - oberoninc.com/images/WebDocs/Model1017-00_Installation_Instructions.pdf

 [Customer Prints](http://oberoninc.com/images/WebDocs/Model1017-00_Customer_Print.pdf) - oberoninc.com/images/WebDocs/Model1017-00_Customer_Print.pdf

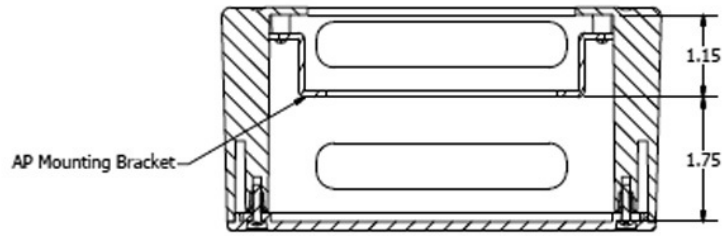
 [SECTION 27_21_33 DATA COMMUNICATIONS WIRELESS ACCESS POINTS](http://oberoninc.com/images/WebDocs/SECTION_27_21_33_DATA_COMMUNICATIONS_WIRELESS_ACCESS_POINTS.pdf) -

[http://oberoninc.com/images/WebDocs/SECTION 27_21_33 DATA COMMUNICATIONS WIRELESS ACCESS POINTS.pdf](http://oberoninc.com/images/WebDocs/SECTION_27_21_33_DATA_COMMUNICATIONS_WIRELESS_ACCESS_POINTS.pdf)

 [Model Viewer available at oberoninc.com](#)

Images and documents may depict similar models in the product series.

Dimensional Images



SECTION C-C
SCALE 1 / 1.5

