




## Model 1077-WA-T

### 3" deep Susp Ceiling Zone Enclosure-ABS dome


Category: Suspended Ceiling Enclosures with Doors



Locking 2' x 2' suspended ceiling enclosure secures APs with integrated antennas. Replaces a standard ceiling tile and is UL listed for installation in the plenum space. Interchangeable doors mount leading vendors' APs nearly flush to the ceiling for a professional, aesthetic installation. Interchangeable doors simplify moves, adds, and changes without lifting ceiling tiles. The -T features a flange beveled at the edge to mimic a tegular ceiling tile used in recessed grid suspended ceilings.



"-T" version matches tegular ceiling tiles used in recessed grids. Specify "-T" version for professional, aesthetic installation in recessed grid ceilings.



Isometric View

## Features & Benefits

- 2' x 2' locking ceiling tile enclosure secures wireless access points from most vendors
- Attractive, textured, powder-coat finish matches many ceilings
- Interchangeable doors permit simple migration to new access points and antennas
- Shallow (3"), lightweight, aluminum back-box simplifies installation in ceilings with little space above ceiling tiles
- Enclosure back-box is effective dust barrier to simplify ICRA procedure compliance

## Technical Specifications

- Design: Lightweight ceiling tile enclosure designed for wireless access points with integrated antennas. Interchangeable door. Fits into standard 2' x 2' (U.S.) ceiling grid. White ABS plastic dome in door.
- Performance: UL Listed and designed to meet NEC300-22 and 300-23 for plenum installations. OSHPD approved OPM-0110-13. ABS plastic dome is transparent to wireless signals.
- Locking, fully-hinged interchangeable doors for different access points
- Include firestop foam kit for cable egress
- .75" trade size knockout on two walls. Junction box knockout in back-box
- Back-box: Effective as a dust barrier for ICRA procedure compliance; UL94-5VA white ABS dome in door
- Construction: 16 ga. aluminum clear coat back-box; 14 ga. door; textured, white, powder-coated steel door and flange; back-box is effective as a dust barrier for ICRA procedure compliance; UL 94-5VA white ABS plastic dome in door
- Enclosure must be supported by the building structure, independent of the suspended ceiling, per NEC paragraph 300.11; includes hanger wire
- Maximum weight inside enclosure is 25 lbs.
- For recessed grid ceilings, designate "-T" for tegular flange units
- AP max. operating temperature should be de-rated by 10° C inside the enclosure
- Size: Flange is 23.75 inches by 23.75 inches (603 mm by 603 mm); enclosure back-box is 12.75 inches by 12.75 inches by 3.0 inches deep (324 mm by 324 mm by 77 mm deep)

## Standards for Safety

- UL 50 listed, TYPE 1, for indoor use only
- USL - Investigated using requirements contained in Standard UL 50 - Twelfth Edition, and UL 50E - First Edition
- CNL - Investigated using requirements contained in Canadian Standard CSA/C22.2 No. 94.1 and 94.2
- UL 2416, Audio/Video, Information and Communication Technology Equipment Cabinet, Enclosure & Rack Systems
- CSA C22.2 NO. 60950-1-07 + Amd. 1 Amd. 2 Information Technology Equipment -- Safety. Part 1, General Requirements
- OSHPD Approval OPM-110-13

## Configurations

Model Number	Compatible Access Points	Retrofit Doors*
1077-AP205-T	3" deep Susp Ceiling Zone Enclosure-Aruba AP205 tegular ceiling tile	38-7X-AP205
1077-AP215-T	3" deep Susp Ceiling Zone Enclosure-Aruba AP215 tegular ceiling tile	38-7X-AP215
1077-AP225-T	3" Susp Ceiling Zone Enclosure-Aruba AP225/cutout tegular ceiling tile	38-7X-AP225
1077-AP325-T	3" Susp Ceiling Zone Enclosure-Aruba AP325/cutout tegular ceiling tile	38-7X-AP325
1077-CCOAP-T	3" deep Susp Ceiling Zone Enclosure-Cisco AP tegular ceiling tile	38-7X-CCOAP
1077-CP-T	3" deep Susp Ceiling Zone Enclosure-Clear dome tegular ceiling tile	38-7X-CP
1077-WA-T	3" deep Susp Ceiling Zone Enclosure-ABS dome tegular ceiling tile	38-7X-WA
1077-AP205	3" deep Susp Ceiling Zone Enclosure-Aruba AP205, standard lay-in tile	38-7X-AP205
1077-AP215	3" deep Susp Ceiling Zone Enclosure-Aruba AP215, standard lay-in tile	38-7X-AP215
1077-AP225	3" Susp Ceiling Zone Enclosure-Aruba AP225/cutout, standard lay-in tile	38-7X-AP225
1077-AP325	3" Susp Ceiling Zone Enclosure-Aruba AP325/cutout, standard lay-in tile	38-7X-AP325
1077-CCOAP	3" deep Susp Ceiling Zone Enclosure-Cisco AP, standard lay-in tile	38-7X-CCOAP
1077-CP	3" deep Susp Ceiling Zone Enclosure-Clear dome, standard lay-in tile	38-7X-CP
1077-WA	3" deep Susp Ceiling Zone Enclosure-ABS dome, standard lay-in tile	38-7X-WA

\* Retrofit/Adapter Doors are available to make migrating to a new AP with an existing enclosure easy.


## Measurements *(Maximum values):*


- Height: 23.75 in.
- Width: 23.75 in.
- Depth: 3 in.
- Item Weight: 11 lbs.
- Shipping Weight: 15.5 lbs.

## Includes

- (1) Unit
- (1) T-bar bracket
- (1) Mounting bracket
- (1) ¾" Trade size conduit connectors
- (1) Fire Block Foam
- (2) #8 - 32 wing nut
- (4) Lock washer
- (4) Support wire
- (2) Keys for access door lock
- Installation instructions

## Documentation Links

 [Spec Sheet](http://oberoninc.com/index.php?option=com_content&view=article&id=2411&Itemid=399) - oberoninc.com/index.php?option=com\_content&view=article&id=2411&Itemid=399

 [Installation Instructions](http://oberoninc.com/images/WebDocs/Model1077-WA_Installation_Instructions.pdf) - oberoninc.com/images/WebDocs/Model1077-WA\_Installation\_Instructions.pdf

 [Customer Prints](http://oberoninc.com/images/WebDocs/Model1077-WA_Customer_Print.pdf) - oberoninc.com/images/WebDocs/Model1077-WA\_Customer\_Print.pdf

 [App Note - Wireless Coverage FAQ](http://oberoninc.com/images/WebDocs/Application_Note_Wireless_Coverage_FAQ.pdf) - oberoninc.com/images/WebDocs/Application\_Note\_Wireless\_Coverage\_FAQ.pdf

 [OSHDP OPM Drawing](http://oberoninc.com/images/WebDocs/Oberon_OPM.pdf) - http://oberoninc.com/images/WebDocs/Oberon\_OPM.pdf

 [SECTION 27\\_21\\_33 DATA COMMUNICATIONS WIRELESS ACCESS POINTS](http://oberoninc.com/images/WebDocs/SECTION_27_21_33_DATA_COMMUNICATIONS_WIRELESS_ACCESS_POINTS.pdf) -

[http://oberoninc.com/images/WebDocs/SECTION 27\\_21\\_33 DATA COMMUNICATIONS WIRELESS ACCESS POINTS.pdf](http://oberoninc.com/images/WebDocs/SECTION_27_21_33_DATA_COMMUNICATIONS_WIRELESS_ACCESS_POINTS.pdf)

*Images and documents may depict similar models in the product series.*

Dimensional Images

