



Model 1046-AP215-T Susp Ceiling AP Mount; Door for Aruba AP215

Category: Suspended Ceiling Enclosures with Doors




Economical, locking 2' x 2' suspended ceiling tile enclosure mounts and secures APs flush to the ceiling. The interchangeable door simplifies access point and antenna moves, adds, and changes without lifting ceiling tiles. Access points can be mounted in the door or inside the enclosure with the configurations with the ABS dome. "-T" version matches tegular ceiling tiles used in recessed grids. Specify -T version for professional, aesthetic installation in recessed grid ceilings.

Patent pending



"-T" version matches tegular ceiling tiles used in recessed grids. Specify "-T" version for professional, aesthetic installation in recessed grid ceilings.



Features & Benefits

- Economical 2' x 2' locking ceiling tile enclosure secures wireless access points from most vendors
- Attractive, textured, powder-coat finish matches many ceilings
- Interchangeable doors permit simple migration to new access points and antennas
- Enclosure back-box is an effective dust barrier to simplify ICRA procedure compliance

Technical Specifications

- Design: Economical ceiling tile enclosure designed for wireless access points with integrated antennas. Access point mounts in interchangeable door. Fits into standard 2' x 2' (U.S.) ceiling grid. Door designed for Aruba AP215.
- Performance: UL Listed for low-voltage applications, and designed to meet NEC300-22 and 300-23 for plenum installations. OSHPD approved, OPM-0110-13.
- Designate "-T" for tegular flange units, designed for recessed grid ceilings
- Locking, quick release interchangeable door for migration to other access points
- Firestop grommet for insertion into back-box, large enough for 2 Cat6A cables
- 1" trade size knockouts in four walls
- Construction: 20 ga. galvanized steel back-box; 18 ga. white, powder-coated steel flange and door; solid back-box fills opening behind access point, creating an effective fire, smoke, and dust barrier to simplify ICRA compliance
- Enclosure must be supported by the building structure, independent of the suspended ceiling, per NEC paragraph 300.11; includes hanger wire
- Maximum weight inside enclosure is 25 lbs.
- For recessed grid ceilings, designate "-T" for tegular flange units.
- AP max. operating temperature should be de-rated by 10° C inside the enclosure
- Size: 23.75 inches by 23.75 inches by 3 inches (603 mm by 603 mm by 76mm); back-box is 12.5 inches by 12.5 inches x 3 inches

Standards for Safety

- UL 2416, Audio/Video, Information and Communication Technology Equipment Cabinet, Enclosure & Rack Systems
- CSA C22.2 NO. 60950-1-07 + Amd. 1 Amd. 2 Information Technology Equipment -- Safety. Part 1, General Requirements
- OSHPD Approval OPM-110-13

Configurations

Please specify AP-specific door. For other access points, please contact your Oberon representative.

Model Number	Description & Compatibility	Retrofit Door P/N
1046-AP205-T	Susp Ceiling AP Mount; Door for Aruba AP205, tegular ceiling tile	38-46-AP205
1046-AP215-T	Susp Ceiling AP Mount; Door for Aruba AP215, tegular ceiling tile	38-46-AP215
1046-AP225-T	Susp Ceiling AP Mount; Door for Aruba AP225, tegular ceiling tile	38-46-AP225
1046-AP325-T	Susp Ceiling AP Mount; Door for Aruba AP325, tegular ceiling tile	38-46-AP325
1046-AP335-T	Susp Ceiling AP Mount; Door for Aruba AP335, tegular ceiling tile	38-46-AP335
1046-MR-T	Susp Ceiling AP Mount; Door for Meraki 32/34/42 APs, tegular ceiling tile	38-46-MR
1046-EXT3935-T	Susp Ceiling AP Mount; Door for Extreme 3935 Series APs, tegular ceiling tile	38-EXT3935-T
1046-WA-T	Susp Ceiling AP Mount; Plastic dome in door, suitable for most vendors' APs	38-46-WA
1046-AP205	Susp Ceiling AP Mount; Door for Aruba AP2-5, standard lay-in tile	38-46-AP205
1046-AP215	Susp Ceiling AP Mount; Door for Aruba AP215, standard lay-in tile	38-46-AP215
1046-AP225	Susp Ceiling AP Mount; Door for Aruba AP225, standard lay-in tile	38-46-AP225
1046-AP325	Susp Ceiling AP Mount; Door for Aruba AP325, standard lay-in tile	38-46-AP325
1046-AP335	Susp Ceiling AP Mount; Door for Aruba AP335, standard lay-in tile	38-46-AP335
1046-MR	Susp Ceiling AP Mount; Door for Meraki 32/34/42 APs, standard lay-in tile	38-46-MR
1046-EXT3935	Susp Ceiling AP Mount; Door for Extreme 3935 Series APs, standard lay-in tile	38-EXT3935
1046-WA	Susp Ceiling AP Mount; Plastic dome in door, suitable for most vendors' APs	38-46-WA

Measurements *(Maximum values):*

- Height: 23.75 in.
- Width: 23.75 in.
- Depth: 3 in.
- Item Weight: 13 lbs.
- Shipping Weight: 17 lbs.





Includes

- (1) Dual Cable Egress Firestop Kit (1" trade size conduit connector and firestop grommet)
- (2) Keys for lock
- (4) Hanger wires
- Installation instructions

Available Accessories

- [39-1790-INTERLOCK](#) - PoE Interlock Switch - Disables AP on door open

Documentation Links

-  [Spec Sheet](http://oberoninc.com/index.php?option=com_content&view=article&id=2363&Itemid=399) - oberoninc.com/index.php?option=com_content&view=article&id=2363&Itemid=399
-  [Installation Instructions](http://oberoninc.com/images/WebDocs/Model1046-AN-T_Installation_Instructions.pdf) - oberoninc.com/images/WebDocs/Model1046-AN-T_Installation_Instructions.pdf
-  [Customer Prints](http://oberoninc.com/images/WebDocs/1046-T Customer Print.pdf) - oberoninc.com/images/WebDocs/1046-T Customer Print.pdf
-  [OSHPD OPM Drawing](http://oberoninc.com/images/WebDocs/Oberon_OPM.pdf) - http://oberoninc.com/images/WebDocs/Oberon_OPM.pdf

SECTION 27_21_33 DATA COMMUNICATIONS WIRELESS ACCESS POINTS -

http://oberoninc.com/images/WebDocs/SECTION 27_21_33 DATA COMMUNICATIONS WIRELESS ACCESS POINTS.pdf

Images and documents may depict similar models in the product series.

Dimensional Images

TEGULAR FLANGE



DETAIL A
SCALE 1 : 1

