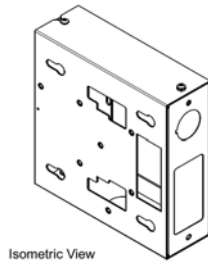




High-density WiFi installations require a large number of APs to be mounted throughout the facility. The Model 900 mounts and secures APs from many vendors directly on the wall, with a convenient location to terminate the cable. The 900 can be mounted directly over a wall outlet or anywhere on the wall or ceiling. The 900 back plate is fastened to the wall, the AP is fastened to the 900 front plate, cabling is terminated inside, and the two halves are fastened together to form a box.



Features & Benefits

- Surface mount wireless access points from Cisco, Aruba Networks, and other vendors
- Provides for location to terminate local patch cord inside box
- Mount directly over wall outlet or anywhere on ceiling or wall with cable fed through conduit or raceway

Technical Specifications

- Design: Surface mount box for wireless access points. Designed to mount AP directly over wall outlet or anywhere on ceiling or wall with cable fed through surface raceway or conduit. Facilitates standards compliant termination of horizontal cable inside box, and connecting short equipment cord to AP.
- Low-profile 2-part construction. Base fastens to wall, AP fastens to cover. Cover slides onto base and fastens. Tamper-resistant hardware available
- Knockouts on 2 sidewalls for cable egress
- Construction: 20 ga. white powder-coated steel
- Size: 6.31 inches by 6.20 inches by 2.05 inches (160.274mm by 157.48mm by 52.07mm)


Measurements *(Maximum values):*

- Height: 6.31 in.
- Width: 6.20 in.
- Depth: 2.05 in.
- Item Weight: 1.5 lbs.
- Shipping Weight: 2 lbs.

Includes

- (1) Steel wall mount box
- Assembly hardware
- (1) Installation instructions

Documentation Links

 [Spec Sheet](http://oberoninc.com/index.php?option=com_content&view=article&id=2343&Itemid=399) - oberoninc.com/index.php?option=com_content&view=article&id=2343&Itemid=399

 [Installation Instructions](http://oberoninc.com/images/WebDocs/Model900-00_Installation_Instructions.pdf) - oberoninc.com/images/WebDocs/Model900-00_Installation_Instructions.pdf

 [Customer Prints](http://oberoninc.com/images/WebDocs/Model900-00_Customer_Print.pdf) - oberoninc.com/images/WebDocs/Model900-00_Customer_Print.pdf

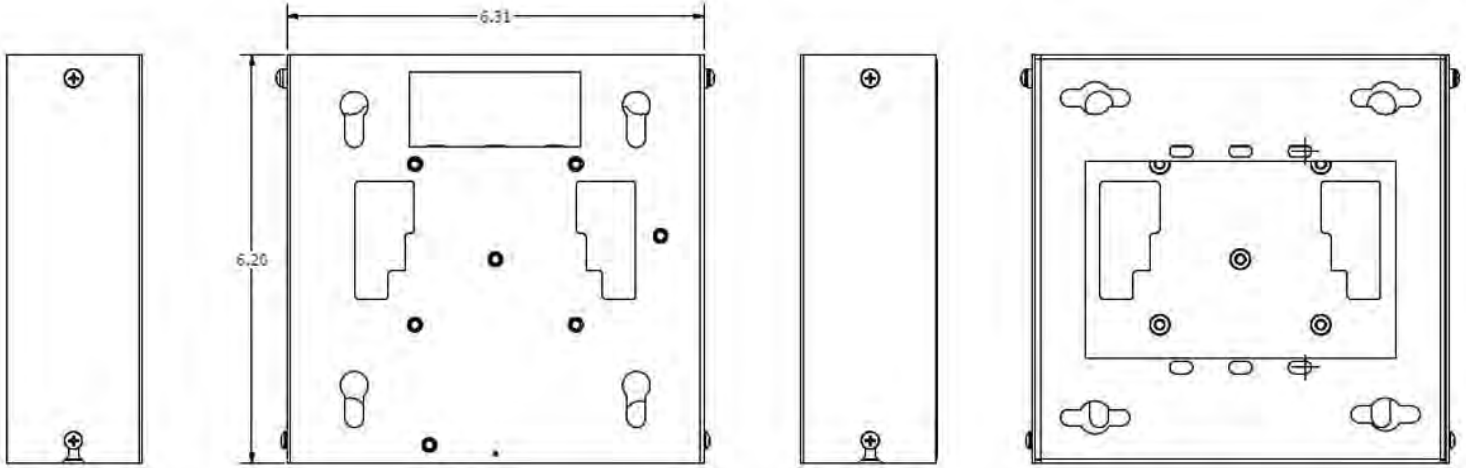
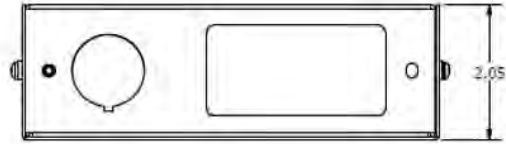
 [SECTION 27_21_33 DATA COMMUNICATIONS WIRELESS ACCESS POINTS -](#)

[http://oberoninc.com/images/WebDocs/SECTION 27_21_33 DATA COMMUNICATIONS WIRELESS ACCESS POINTS.pdf](http://oberoninc.com/images/WebDocs/SECTION_27_21_33_DATA_COMMUNICATIONS_WIRELESS_ACCESS_POINTS.pdf)

 [Model Viewer available at oberoninc.com](#)

Images and documents may depict similar models in the product series.

Dimensional Images



FRONT VIEW

BACK VIEW

