




Model 1016-00

18" Polycarbonate AP Lock-box: Solid door

Category: Wall and Hard Ceiling - Surface Mount - Surface Mount - Enclosures



Non-metallic enclosure secures and protects APs, wireless routers, and multiple networking components in offices, hotels, retail locations and other indoor venues. This rugged polycarbonate plastic enclosure is virtually transparent to wireless signals so APs with integrated antennas or small detachable antennas may be protected. The box can be mounted directly over the telecom outlet, and power strip and cabling can be neatly concealed. Cable raceway or conduit can be conveniently terminated.



Features & Benefits

- Accommodates most vendors' enterprise access points with external antennas
- Locking, fully-hinged door
- Simplify code, industry directives, policy, and aesthetics compliance

Technical Specifications

- Design: Wireless access point enclosure designed to be surface mounted on hard-lid ceilings or walls. Designed to accommodate cable modems, wireless routers, and wireless access points with integrated or non-detachable antennas and external antennas from most vendors.
- Performance: Ventilated, paintable, impact-resistant polycarbonate plastic enclosure is virtually transparent to wireless signals
- Oberon Skybar-shaped locking, fully-hinged door, keyed alike
- Universal T-bar for most vendors' access points
- Opening in back allows for placement directly over outlet
- Twistouts in sidewalls for conduit or raceway
- Construction: UL 94-V0 Classified polycarbonate; textured white body and door
- Size: 12 inches by 18 inches by 5.15 inches (305mm by 457 mm by 131 mm)

Configurations

Please specify configuration when ordering.

| Model Number | Description |
|---------------|---|
| 1016 | 18" ABS AP Lock-box: Solid door |
| 1016-C | 18" ABS AP Lock-box: T-bar, Translucent door |
| 1016-ANTPLATE | 18" ABS AP Lock-box: T-bar, Solid door, with articulating antenna bracket |

Measurements *(Maximum values):*

- Height: 12 in.
- Width: 18 in.
- Depth: 5.15 in.
- Item Weight: 5 lbs.
- Shipping Weight: 6 lbs.


Includes

- (1) Unit
- (1) Internal universal access point mounting T-bar bracket
- (2) Keys for lock
- (2) 1/2" Nylon spacer
- (2) #6 x 7/8" screw
- (2) #6 x 1/4 screw
- Installation instructions

Available Accessories


- [39-1016-SPKRMNT](#) - Mounting bracket assembly for the Model 1016 series
- [39-1016-ANTPLATE](#) - Articulating Antenna Mount for Oberon Model 1016 Series

Documentation Links

 [Spec Sheet](http://oberoninc.com/index.php?option=com_content&view=article&id=1304&Itemid=399) - oberoninc.com/index.php?option=com_content&view=article&id=1304&Itemid=399

 [Installation Instructions](http://oberoninc.com/images/WebDocs/Model1016-00_Installation_Instructions.pdf) - oberoninc.com/images/WebDocs/Model1016-00_Installation_Instructions.pdf

 [Customer Prints](http://oberoninc.com/images/WebDocs/Model1016_Customer_Print.pdf) - oberoninc.com/images/WebDocs/Model1016_Customer_Print.pdf

 [App Note - Wireless Coverage FAQ](http://oberoninc.com/images/WebDocs/Positioning_your_wireless_router_with_Oberon_Network_Cabinet.pdf) - oberoninc.com/images/WebDocs/Positioning_your_wireless_router_with_Oberon_Network_Cabinet.pdf

 [SECTION 27_21_33 DATA COMMUNICATIONS WIRELESS ACCESS POINTS -](#)

[http://oberoninc.com/images/WebDocs/SECTION 27_21_33 DATA COMMUNICATIONS WIRELESS ACCESS POINTS.pdf](http://oberoninc.com/images/WebDocs/SECTION_27_21_33_DATA_COMMUNICATIONS_WIRELESS_ACCESS_POINTS.pdf)

 [Model Viewer available at oberoninc.com](#)

Images and documents may depict similar models in the product series.

Dimensional Images

