

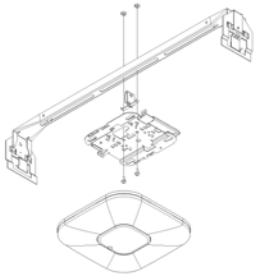



## Model 1045-00 Above-Ceiling AP Mount

Category: Suspended Ceiling Mounts



Model 1045 is a sturdy, above-ceiling hanger bar designed to support APs from most leading vendors. When the AP must be mounted above the ceiling, the Model 1045 secures the AP in the right location just above the ceiling tile. A support wire is included to ensure compliance with the National Electric Code (NEC®) Section 300-11, requiring an independent support. The 1045 also includes a light pipe, which can be pressed through the ceiling tile to enable observation of the APs status LED without lifting ceiling tiles.



### Features & Benefits

- Sturdy, UL Listed hanger bar placed above suspended ceiling, designed for most vendors' wireless access points
- T-bar attaches to hanger bar and permits most vendors' AP to be attached using ceiling T-bar clip
- 1.5" light pipe pushed through ceiling tile enables observation of AP status LED without lifting ceiling tile
- Secure AP above the ceiling

### Technical Specifications

- Design: Above-ceiling installation kit for installing wireless access points above a 2' by 2' suspended ceiling. Mounts most vendors' access points.
- Performance: UL listed and designed to meet NEC300-22 and 300-23 for plenum installations.
- Includes hanger bar, hanger bar extensions, adjustable wire rope hanger wire, universal T-bar, and light pipe
- Mounting hardware for most vendors' access points
- Light pipe can be pressed through ceiling tile so that status LED is visible
- Mount must be supported by the building structure, independent of the suspended ceiling, per NEC paragraph 300.11
- Includes adjustable wire rope hanger wire
- Maximum weight supported is 25 lbs.
- Size: 1 inches by 23.75 inches by 3 inches (25 mm by 603 mm by 76mm)


### Measurements *(Maximum values):*


- Height: 23.75 in.
- Width: 1 in.
- Depth: 3 in.
- Item Weight: 1 lb.
- Shipping Weight: 1 lb.


## Includes

- (1) T-bar mounting bracket
- (1) Hanger bar
- (2) Hanger bar extensions
- (1) Wire rope clip
- (1) Speed Link wire rope
- (2) No. 10-32 x 3/8 machine screws
- (2) No. 10-32 hex nut
- (1) 1.5" light pipe

## Documentation Links

 [Spec Sheet](http://oberoninc.com/index.php?option=com_content&view=article&id=1252&Itemid=399) - oberoninc.com/index.php?option=com\_content&view=article&id=1252&Itemid=399

 [Installation Instructions](http://oberoninc.com/images/WebDocs/Model1045-00_Installation_Instructions.pdf) - oberoninc.com/images/WebDocs/Model1045-00\_Installation\_Instructions.pdf

 [Customer Prints](http://oberoninc.com/images/WebDocs/Model1045-00_Customer_Print_1.pdf) - oberoninc.com/images/WebDocs/Model1045-00\_Customer\_Print\_1.pdf

 [SECTION 27\\_21\\_33 DATA COMMUNICATIONS WIRELESS ACCESS POINTS -](#)

[http://oberoninc.com/images/WebDocs/SECTION 27\\_21\\_33 DATA COMMUNICATIONS WIRELESS ACCESS POINTS.pdf](http://oberoninc.com/images/WebDocs/SECTION_27_21_33_DATA_COMMUNICATIONS_WIRELESS_ACCESS_POINTS.pdf)

*Images and documents may depict similar models in the product series.*

## Dimensional Images

