






Model 1077-CP

3" deep Susp Ceiling Zone Enclosure-Clear dome

Category: Suspended Ceiling Enclosures with Doors



Locking, 2' x 2' suspended ceiling tile enclosure mounts and secures wireless access points flush to the ceiling. The interchangeable door simplifies access point and antenna moves, adds, and changes without lifting ceiling tiles. Access points can be mounted in the door or inside the enclosure with the configurations with the ABS dome. "-T" version matches tegular ceiling tiles used in recessed grids. Specify -T version for professional, aesthetic installation in recessed grid ceilings.



Features & Benefits

- 2' x 2' locking ceiling tile enclosure secures wireless access points from most vendors
- Attractive, textured, powder-coat finish matches many ceilings
- Interchangeable doors permit simple migration to new access points and antennas
- Shallow (3"), lightweight, aluminum back-box simplifies installation in ceilings with little space above ceiling tiles
- Enclosure back-box is effective dust barrier to simplify ICRA procedure compliance

Technical Specifications

- Design: Lightweight ceiling tile enclosure designed for wireless access points with integrated antennas. Interchangeable door. Fits into standard 2' x 2' (U.S.) ceiling grid. Clear polycarbonate dome in door.
- Performance: UL Listed and designed to meet NEC300-22 and 300-23 for plenum installations. OSHPD approved OPM-0110-13. Clear plastic dome is transparent to wireless signals.
- Locking, fully-hinged interchangeable doors for different access points
- Include firestop foam kit for cable egress
- .75" trade size knockout on two walls; junction box knockout in back-box
- Back-box: Effective as a dust barrier for ICRA procedure compliance; UL94-5VA Polycarbonate dome in door
- Construction: 16 ga. aluminum clear coat back-box; 14 ga. door; textured, white, powder-coated steel door and flange; back-box is effective as a dust barrier for ICRA procedure compliance; UL 94-5VA clear polycarbonate dome in door
- Enclosure must be supported by the building structure, independent of the suspended ceiling, per NEC paragraph 300.11; includes hanger wire
- Maximum weight inside enclosure is 25 lbs.
- For recessed grid ceilings, designate "-T" for tegular flange units
- AP max. operating temperature should be de-rated by 10° C inside the enclosure
- Size: Flange is 23.75 inches by 23.75 inches (603 mm by 603 mm); enclosure back-box is 12.75 inches by 12.75 inches by 3.0 inches deep (324 mm by 324 mm by 77 mm deep)

Standards for Safety

- UL 50 listed, TYPE 1, for indoor use only
- USL - Investigated using requirements contained in Standard UL 50 - Twelfth Edition, and UL 50E - First Edition
- CNL - Investigated using requirements contained in Canadian Standard CSA/C22.2 No. 94.1 and 94.2
- UL 2416, Audio/Video, Information and Communication Technology Equipment Cabinet, Enclosure & Rack Systems
- CSA C22.2 NO. 60950-1-07 + Amd. 1 Amd. 2 Information Technology Equipment -- Safety. Part 1, General Requirements
- OSHPD Approval OPM-110-13

Configurations

Model Number	Compatible Access Points	Retrofit Doors*
1077-AP205-T	3" deep Susp Ceiling Zone Enclosure-Aruba AP205 tegular ceiling tile	38-7X-AP205
1077-AP215-T	3" deep Susp Ceiling Zone Enclosure-Aruba AP215 tegular ceiling tile	38-7X-AP215
1077-AP225-T	3" Susp Ceiling Zone Enclosure-Aruba AP225/cutout tegular ceiling tile	38-7X-AP225
1077-AP325-T	3" Susp Ceiling Zone Enclosure-Aruba AP325/cutout tegular ceiling tile	38-7X-AP325
1077-CCOAP-T	3" deep Susp Ceiling Zone Enclosure-Cisco AP tegular ceiling tile	38-7X-CCOAP
1077-CP-T	3" deep Susp Ceiling Zone Enclosure-Clear dome tegular ceiling tile	38-7X-CP
1077-WA-T	3" deep Susp Ceiling Zone Enclosure-ABS dome tegular ceiling tile	38-7X-WA
1077-AP205	3" deep Susp Ceiling Zone Enclosure-Aruba AP205, standard lay-in tile	38-7X-AP205
1077-AP215	3" deep Susp Ceiling Zone Enclosure-Aruba AP215, standard lay-in tile	38-7X-AP215
1077-AP225	3" Susp Ceiling Zone Enclosure-Aruba AP225/cutout, standard lay-in tile	38-7X-AP225
1077-AP325	3" Susp Ceiling Zone Enclosure-Aruba AP325/cutout, standard lay-in tile	38-7X-AP325
1077-CCOAP	3" deep Susp Ceiling Zone Enclosure-Cisco AP, standard lay-in tile	38-7X-CCOAP
1077-CP	3" deep Susp Ceiling Zone Enclosure-Clear dome, standard lay-in tile	38-7X-CP
1077-WA	3" deep Susp Ceiling Zone Enclosure-ABS dome, standard lay-in tile	38-7X-WA

* Retrofit/Adapter Doors are available to make migrating to a new AP with an existing enclosure easy.


Measurements *(Maximum values):*

- Height: 23.75 in.
- Width: 23.75 in.
- Depth: 3 in.
- Item Weight: 11 lbs.
- Shipping Weight: 15.5 lbs.

Includes


- (1) Unit
- (1) T-bar bracket
- (1) Mounting bracket
- (1) ¾" Trade size conduit connectors
- (1) Fire Block Foam
- (2) #8 - 32 wing nut
- (4) Lock washer
- (4) Support wire
- (2) Keys for access door lock
- Installation instructions

Documentation Links

 [Spec Sheet](http://oberoninc.com/index.php?option=com_content&view=article&id=1247&Itemid=399) - oberoninc.com/index.php?option=com_content&view=article&id=1247&Itemid=399

 [Installation Instructions](http://oberoninc.com/images/WebDocs/Model1077-CP_Installation_Instructions.pdf) - oberoninc.com/images/WebDocs/Model1077-CP_Installation_Instructions.pdf

 [Customer Prints](http://oberoninc.com/images/WebDocs/Model1077-CP_Customer_Print.pdf) - oberoninc.com/images/WebDocs/Model1077-CP_Customer_Print.pdf

 [OSHDP OPM Drawing](http://oberoninc.com/images/WebDocs/Oberon_OPM.pdf) - http://oberoninc.com/images/WebDocs/Oberon_OPM.pdf

 [SECTION 27_21_33 DATA COMMUNICATIONS WIRELESS ACCESS POINTS](http://oberoninc.com/images/WebDocs/SECTION_27_21_33_DATA_COMMUNICATIONS_WIRELESS_ACCESS_POINTS.pdf) -

[http://oberoninc.com/images/WebDocs/SECTION 27_21_33 DATA COMMUNICATIONS WIRELESS ACCESS POINTS.pdf](http://oberoninc.com/images/WebDocs/SECTION_27_21_33_DATA_COMMUNICATIONS_WIRELESS_ACCESS_POINTS.pdf)

Images and documents may depict similar models in the product series.

Dimensional Images

