

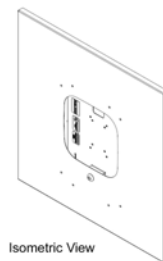



Model 1064-00 Suspended Ceiling Locking Mount-Cisco APs

Category: Suspended Ceiling Mounts



This locking, suspended ceiling tile-like mount is designed to provide a convenient way to secure Cisco wireless access points in the ceiling. Many of the 106X series AP mounts feature a unique, patented locking mechanism which draws the AP part way into the mount, exposing only the antenna face of the AP, for the ultimate in wireless coverage, aesthetics, and physical security. Textured, white powder-coated steel and aluminum construction.



Features & Benefits

- Economical 2' x 2' suspended ceiling mount designed specifically for aesthetic, secure mounting of many popular Cisco access points
- Enclosure back-box is effective dust barrier to simplify ICRA procedure compliance
- Patented locking mechanism NOT designed for Cisco 2800/3800 Series APs

Technical Specifications

- Design: Economical ceiling mount designed specifically for aesthetic, secure mounting of the Cisco series access points.
- Performance: UL Listed and designed to meet NEC 300-22 and 300-23 for plenum installations. OSHPD approved OPM-0110-13.
- NOT designed for Cisco 2800/3800 series APs
- Construction: 18 ga. textured white powder-coated steel flange, 16 ga. aluminum back-box; patent pending locking mechanism, keyed alike, secures AP into the ceiling mount; solid back-box fills opening behind access point, creating an effective fire, smoke, and dust barrier to simplify ICRA compliance
- Product must be supported by the building structure independent of the suspended ceiling, per NEC paragraph 300.11; includes hanger wire
- AP max. operating temperature should be de-rated by 10° C inside the enclosure
- Size: 23.75 inches by 23.75 inches by 2.5 inches (603 mm by 603 mm by 64 mm) inches

Standards for Safety

- UL 2416, Audio/Video, Information and Communication Technology Equipment Cabinet, Enclosure & Rack Systems
- CSA C22.2 NO. 60950-1-07 + Amd. 1 Amd. 2 Information Technology Equipment -- Safety. Part 1, General Requirements
- OSHPD Approval OPM-110-13

Configurations

Please specify configuration when ordering.

| Model Number | Description |
|--------------|--|
| 1064-00 | Ceiling Locking Mount - Cisco APs |
| 1064-T | Suspended Ceiling Locking Mount - Cisco APs, tegular |

Measurements *(Maximum values):*

- Height: 23.75 in.
- Width: 23.75 in.
- Depth: 2 in.
- Item Weight: 10 lbs.
- Shipping Weight: 13 lbs.


Includes


- (1) Cable egress fire block kit (1" trade size conduit connector, and firestop grommet)
- (2) Keys for lock
- (4) Hanger wires
- Installation instructions
- Shipping Weight: 13 lbs.

Available Accessories


- 39-STANDOFF - Standoffs for 1064

Documentation Links

 [Spec Sheet](http://oberoninc.com/index.php?option=com_content&view=article&id=1240&Itemid=399) - oberoninc.com/index.php?option=com_content&view=article&id=1240&Itemid=399

 [Installation Instructions](http://oberoninc.com/images/WebDocs/Model1064-00_Installation_Instructions.pdf) - oberoninc.com/images/WebDocs/Model1064-00_Installation_Instructions.pdf

 [Customer Prints](http://oberoninc.com/images/WebDocs/Model1064-00_Customer_Print.pdf) - oberoninc.com/images/WebDocs/Model1064-00_Customer_Print.pdf

 [OSH PD OPM Drawing](http://oberoninc.com/images/WebDocs/Oberon_OPM.pdf) - http://oberoninc.com/images/WebDocs/Oberon_OPM.pdf

 [SECTION 27_21_33 DATA COMMUNICATIONS WIRELESS ACCESS POINTS -](#)

http://oberoninc.com/images/WebDocs/SECTION 27_21_33 DATA COMMUNICATIONS WIRELESS ACCESS POINTS.pdf

 [Model Viewer available at oberoninc.com](#)

Images and documents may depict similar models in the product series.

Dimensional Images

