



Model 1052-ENT3610

4.5" Deep Suspended Ceiling Enclosure - Extreme APs

Category: Suspended Ceiling Enclosures with Doors



This locking 2' x 2' suspended ceiling tile enclosure is designed for APs and DAS remote units with detachable antennas. This white powder-coated steel enclosure replaces a standard ceiling tile and is UL listed for installation in the plenum space. Interchangeable doors mount leading vendors APs and antennas nearly flush to the ceiling to provide for a professional, aesthetic installation. The interchangeable doors simplify AP moves, adds, and changes without lifting ceiling tiles.



Features & Benefits

- Locking ceiling tile enclosure designed specifically to secure wireless access points from most vendors
- UL Listed
- Meet NEC300-22 and 300-23 for plenum installations; approved for AC line power
- Fully-hinged locking door, keyed alike
- Interchangeable doors permit simple migration to new access points and antennas
- Back-box is deep enough to contain most vendors access points and connectors
- Enclosure back-box is effective dust barrier to simplify ICRA compliance in hospitals
- OSHPD approved

Technical Specifications

- Design: Ceiling tile enclosure specifically designed for Enterasys AP 3610 and AP3610 series wireless access points. Door has special mounting bracket to hold the access point in the door.
- Performance: UL Listed and designed to meet NEC300-22 and 300-23 for plenum installations. OSHPD approved OPM-0110-13. De-rate AP operating temperature range by 6°C when mounted in enclosure.
- Locking, fully-hinged interchangeable doors for different access points
- Firestop grommet for insertion into back-box, large enough for 2 Cat6A cables
- 1" trade size knockouts in four walls
- Back-box: Effective as a dust barrier for ICRA procedure compliance
- Construction: Construction: 16 ga. galvanized steel back-box; 14 ga. door, textured white powder-coated steel
- Enclosure must be supported by the building structure, independent of the suspended ceiling, per NEC paragraph 300.11; includes hanger wire
- Maximum weight inside enclosure is 25 lbs.
- For recessed grid ceilings, designate "-T" for tegular flange units
- AP max. operating temperature should be de-rated by 8° C inside the enclosure
- Size: 23.75 inches by 23.75 inches by 4.5 inches (603 mm by 603 mm by 76mm); back-box is 12.5 inches by 12.5 inches by 4.5 inches deep (318 mm by 318 mm by 114 mm deep)

Standards for Safety

- UL 50 listed, TYPE 1, for indoor use only
- USL - Investigated using requirements contained in Standard UL 50 - Twelfth Edition, and UL 50E - First Edition
- CNL - Investigated using requirements contained in Canadian Standard CSA/C22.2 No. 94.1 and 94.2
- UL 2416, Audio/Video, Information and Communication Technology Equipment Cabinet, Enclosure & Rack Systems
- CSA C22.2 NO. 60950-1-07 + Amd. 1 Amd. 2 Information Technology Equipment -- Safety. Part 1, General Requirements
- OSHPD Approval OPM-110-13

Configurations

Model Number	Description & Compatibility	Retrofit Doors*
1052-00	4.5" deep Suspended Ceiling AP Enclosure to 7 antennas	38-52-00
1052-AN-ANT16	4.5" deep Suspended Ceiling AP Enclosure Aruba antenna	38-52-AN-ANT16
1052-AP135	4.5" deep Suspended Ceiling AP Enclosure Aruba AP135	38-52-AP135
1052-AP215	4.5" deep Suspended Ceiling AP Enclosure Aruba AP215	38-52-AP215
1052-AP225	4.5" deep Suspended Ceiling AP Enclosure Aruba AP225	38-52-AP225
1052-AP325	4.5" deep Suspended Ceiling AP Enclosure Aruba AP325	38-52-AP325
1052-CCOANT	4.5" deep Suspended Ceiling AP Enclosure Cisco antenna	38-52-CCOANT
1052-CCOAP	4.5" deep Suspended Ceiling AP Enclosure Cisco APs	38-52-CCOAP
1052-CCOAP3800	4.5" deep Suspended Ceiling AP Enclosure Cisco 3800 APs	38-52-CCOAP3800
1052-DOME	4.5" deep Suspended Ceiling AP Enclosure ABS dome	38-52-DOME
1052-ENT3610	4.5" deep Suspended Ceiling AP Enclosure Extreme AP	38-52-ENT3610

* Retrofit/Adapter Doors make migrating to a new AP with an existing 1052 enclosure easy.

Measurements *(Maximum values):*

- Height: 23.75 in.
- Width: 23.75 in.
- Depth: 4.5 in.
- Item Weight: 16 lbs.
- Shipping Weight: 22 lbs.

Includes

- AP mounting screws
- (4) Suspension wires
- (1) Firestop Grommet
- Grounding screw
- Universal T-bar internal AP mounting bracket
- Mounting instructions

Available Accessories


Accessories


- 38-52-MNT-KIT

Cables for Oberon Antennas & Enclosures


- [34-DMDUAL](#) - Dual Band WiFi Antenna: NEMA4 Enclosures
- [34-ZDUAL](#) - Dual Band WiFi Antennas: Oberon Enclosures, RPTNC
- [39-BULKHD-KIT-RPTNC\(F\)](#) - Pigtail Cable for Antennas on Enclosure Door - RPTNC
- [39-BULKHD-KIT-RPSMA](#) - Pigtail Cable for Antennas on Enclosure Door - RPSM

Documentation Links

 [Spec Sheet](http://oberoninc.com/index.php?option=com_content&view=article&id=1232&Itemid=399) - oberoninc.com/index.php?option=com_content&view=article&id=1232&Itemid=399

 [Installation Instructions](http://oberoninc.com/images/WebDocs/Model1052-ENT610_Installation_Instructions.pdf) - oberoninc.com/images/WebDocs/Model1052-ENT610_Installation_Instructions.pdf

 [Customer Prints](http://oberoninc.com/images/WebDocs/Model1052-ENT3610_Customer_Print.pdf) - oberoninc.com/images/WebDocs/Model1052-ENT3610_Customer_Print.pdf

 [OSH PD OPM Drawing](http://oberoninc.com/images/WebDocs/Oberon_OPM.pdf) - http://oberoninc.com/images/WebDocs/Oberon_OPM.pdf

 [SECTION 27_21_33 DATA COMMUNICATIONS WIRELESS ACCESS POINTS](http://oberoninc.com/images/WebDocs/SECTION_27_21_33_DATA_COMMUNICATIONS_WIRELESS_ACCESS_POINTS.pdf) -

[http://oberoninc.com/images/WebDocs/SECTION 27_21_33 DATA COMMUNICATIONS WIRELESS ACCESS POINTS.pdf](http://oberoninc.com/images/WebDocs/SECTION_27_21_33_DATA_COMMUNICATIONS_WIRELESS_ACCESS_POINTS.pdf)

Images and documents may depict similar models in the product series.

Dimensional Images

