



PROJECTOR MOUNTS ACCESSORIES

CEILING PLATES cont.

CMS391 Dual Joist Ceiling Plate

- Attaches to finished ceilings and provides lateral shift between joists
- Joist Width: 24" (610 mm)
- Weight Capacity: 500 lbs (227 kg)



CMA395 Angled Ceiling Plate

- Adjustable for installation on angled ceilings
- Weight Capacity: 500 lbs (227 kg)
- Available in black and white




CMA106 Junction Box Assembly Ceiling Plate

- Designed for easy installation with any ceiling height
- Use any length of 1.5" NPT to achieve the appropriate extension
- Weight Capacity: 50 lbs (22.7 kg)
- Available in black




CEILING ADAPTERS

Common Installations



suspended
CMS440 & CMA470



suspended
CMS445


CMA440 Above-Tile Suspended Ceiling Kit

- Flexible solution supports column placement within 2 x 2' (600 x 600 mm) or 2 x 4' (600 x 1200 mm) ceiling tile
- Includes 10' (3 m) safety cable, 20' (6.1 m) strand wire, four turnbuckles, wood eye bolts, concrete anchors and a chrome finishing ring
- Weight Capacity: 50 lbs (22.7 kg)



CMS440 Above-Tile Suspended Ceiling Kit

- Flexible solution provides infinite column placement within 2 x 2' (600 x 600 mm) or 2 x 4' (600 x 1200 mm) ceiling tile
- WireVice™ cable suspension system for quick and easy tie-off (includes four 25' [7.62 m] cables)
- TwisTile™ ceiling tile cutter easily pierces circular hole for column
- Weight Capacity: 50 lbs (22.7 kg)




CMS440P Suspended Ceiling Kit with Power Conditioner

- Combines CMS440 with PX2W high-performance power conditioning outlet
- Protects equipment, cleans signal and speeds installation in pre-assembled package
- Weight Capacity: 50 lbs (22.7 kg)



CMA450 Heavy-Duty, Above-Tile Suspended Ceiling Kit

- Heavy-duty solution supports center, side and corner positions within a 2 x 2' (600 x 600 mm) ceiling tile
- Includes 10' (3 m) safety cable, 20' (6.1 m) strand wire, four turnbuckles, wood eye bolts, concrete anchors and a chrome finishing ring
- Weight Capacity: 250 lbs (113.6 kg) center hole, 125 lbs (56.8 kg) side and corner hole



CMA470 Above-Tile Storage Accessory

- Provides storage for equipment above the suspended ceiling
- Hinged door for easy access
- Compatible with CMS440, CMA440, CMA450 and CMA455 ceiling kits



CMA471 Above-Tile Large Storage Accessory

- Provides storage for larger equipment above the suspended ceiling
- Hinged door for easy access
- Compatible with CMS440, CMA440, CMA450 and CMA455 ceiling kits

