

# Pivoting Strain Relief Bar

## specifications

Strain relief bar shall consist of a metal bar that attaches to the back of a patch panel that is mounted within a rack or cabinet. Patch panel may be removed from the face of the rack or cabinet, with strain relief bar still attached, while keeping cables intact. Flange on back of strain relief bar shall provide up or down pivoting of the bar to allow easy access to the back of the patch panel and to secured connections.



## technical information

<b>Dimensions:</b>	1.25"H x 19.00"W x 5.40"D (31.8mm x 482.6mm x 137.2mm)
<b>Weight:</b>	.80 lbs. (.35 kg)
<b>Mounting option:</b>	Mounts to 19" patch panels (ideally suited for cabinet applications)
<b>Packaging:</b>	#12-24 and M6 screws included

## key features and benefits

<b>Pivoting back flange</b>	Provides easy access to the back of patch panel without the need to physically remove the strain relief bar or disconnect cables, resulting in reduced time and costs associated with re-terminating punch down blocks and associated moves, adds, and changes
<b>Patch panel mounting</b>	Enables the patch panel and strain relief bar to be simultaneously removed as one unified component while keeping all connected cables intact for reduced time and costs associated with moves, adds, and changes
<b>Built-in cascade</b>	Provides smooth contoured surface for cable routing helping to maintain network integrity
<b>Cable tie mounts</b>	Secure cables individually or in groups, provide strain relief, and allow for cable routing management

## applications

PANDUIT strain relief bars support and manage cables in telecommunications rooms, provide superior aesthetics, and organize cables according to specific user requirements. Pivoting strain relief bars can be mounted directly to 19" rack mountable *MINI-COM*® Data Patch and Modular Patch Panels, allowing removal of patch panel and strain relief as one unified component from a rack or cabinet.

A movable flange on back of the strain relief bar allows up or down pivoting for easy access to the backs of patch panels, while keeping cables intact. PANDUIT strain relief bars contribute to network integrity and reduce time and cost associated with cable routing and maintenance. PANDUIT offers a full line of strain relief bars to fit a variety of applications for greater system flexibility and convenience.

### Strain Relief Bars with Cable Management Features

<b>Pivoting strain relief bar with tie mounts:</b>	SRBPBL
<b>Strain relief bar with clips:</b>	SRBWCY
<b>Strain relief bar manager:</b>	SRBM19BLY

### Strain Relief Bars

<b>Strain relief bar (2" offset):</b>	SRB19BLY
<b>Strain relief bar (straight):</b>	SRBS19BL-XY

### DP6™ 10Gi™ UTP Patch Panels

<b>24-port:</b>	DP246X88TGY
<b>48-port:</b>	DP486X88TGY
<b>24-port angled:</b>	DPA246X88TGY
<b>48-port angled:</b>	DPA486X88TGY

### DP6™ PLUS UTP Patch Panels

<b>24-port:</b>	DP24688TGY
<b>48-port:</b>	DP48688TGY
<b>24-port angled:</b>	DPA24688TGY
<b>48-port angled:</b>	DPA48688TGY

### DP5e™ UTP Patch Panels

<b>24-port:</b>	DP245E88TGY
<b>48-port:</b>	DP485E88TGY
<b>24-port angled:</b>	DPA245E88TGY
<b>48-port angled:</b>	DPA485E88TGY

### MINI-COM® ULTIMATE ID® Modular Patch Panels

<b>24-port:</b>	UICMPP24BLY
<b>48-port:</b>	UICMPP48BLY
<b>24-port angled:</b>	UICMPPA24BLY
<b>48-port angled:</b>	UICMPPA48BLY

### MINI-COM® Flush Mount Modular Patch Panels

<b>24-port:</b>	CPP24FMWBLY
<b>48-port:</b>	CPP48FMWBLY
<b>24-port angled:</b>	CPPA24FMWBLY
<b>48-port angled:</b>	CPPA48FMWBLY

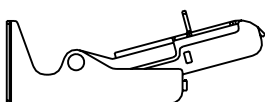
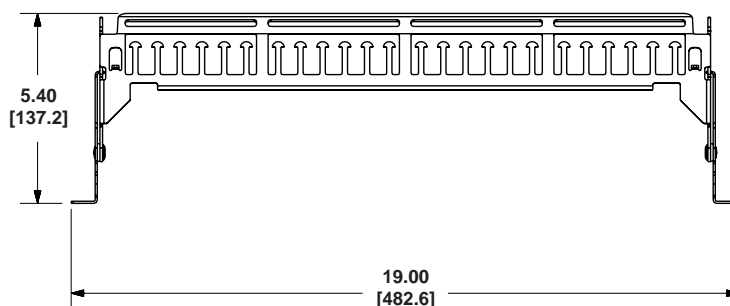

### TAK-TY® Hook & Loop Strips

<b>1.5" (38mm) max. bundle diameter:</b>	HLS1.5S-X0
--	------------

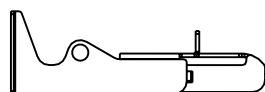
### ULTRA-CINCH™ Hook & Loop Ties

<b>3" (76mm) max. bundle diameter:</b>	UCT3S-X0
--	----------

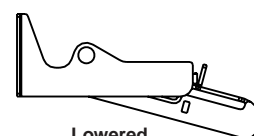
# Pivoting Strain Relief Bar



**Raised  
Position**



**Locked  
Position**



**Lowered  
Position**

Dimensions are in inches [Dimensions in brackets are metric]

## WORLDWIDE SUBSIDIARIES AND SALES OFFICES

**PANDUIT CANADA**  
Markham, Ontario  
cs-cdn@panduit.com  
Phone: 800.777.3300

**PANDUIT EUROPE LTD.**  
London, UK  
cs-emea@panduit.com  
Phone: 44.20.8601.7200

**PANDUIT SINGAPORE PTE. LTD.**  
Republic of Singapore  
cs-ap@panduit.com  
Phone: 65.6305.7575

**PANDUIT JAPAN**  
Tokyo, Japan  
cs-japan@panduit.com  
Phone: 81.3.3767.7011

**PANDUIT LATIN AMERICA**  
Jalisco, Mexico  
cs-la@panduit.com  
Phone: 52.333.777.6000

**PANDUIT AUSTRALIA PTY. LTD.**  
Victoria, Australia  
cs-aus@panduit.com  
Phone: 61.3.9794.9020

For a copy of *PANDUIT* product warranties, log on to [www.panduit.com/warranty](http://www.panduit.com/warranty)



**For more information**  
**Visit us at [www.panduit.com](http://www.panduit.com)**  
Contact Customer Service by email: [cs@panduit.com](mailto:cs@panduit.com)  
or by phone: 800-777-3300 and reference NCSP42

©2007 *PANDUIT* Corp.  
ALL RIGHTS RESERVED.  
**WW-NCSP42**  
10/2007