


Pan-Way® LD Surface Raceway System

specifications

LD non-metallic single-channel, one-piece design, adhesive-backed, hinged-cover surface raceway, shall be used to route, protect, and conceal low-voltage data, voice, and video cabling. The raceway will include a full complement of bend radius control (BRC) and standard fittings consisting of, but not limited to: elbows (internal and external), couplings for joining raceway sections, blank end fittings for closing open ends of the raceway, entrance end fittings, reducer fittings, and tee fittings. The BRC fittings shall incorporate a minimum 1" bend radius, as recommended for Categories 5e, 6, 6A, and 6A (SD), UTP and fiber optic cables, in TIA/EIA-568-B. LD raceway will be manufactured in three different lengths from impact-resistant material with flammability rating of V-0. LD raceway finish shall be solid color, will resist scratches and dents, and will not peel or corrode. LD raceway shall be available in three sizes and four standard colors and shall be optimized for use with the Panduit® Pan-Net® Communication System.



technical information

Material:	Rigid PVC
Flammability:	UL94V-0; FT4
Colors:	International White (IW), Electrical Ivory (EI), International Gray (IG), White (WH)
CSI spec form:	LP-CSISPEC-LD-1

key features and benefits

Available 1" bend radius control fittings	Cables in the raceway will satisfy the minimum 1" bend radius requirement, preventing the potential degradation of cable performance; meets TIA/EIA standards
One-piece hinged design	Cables can be laid into the raceway, speeding installation and preventing damage to cables
Adhesive backing for temporary mounting	Installations are easier and faster, reducing the total installed cost
Non-metallic construction	Lightweight, reducing installer fatigue and labor required to install the raceway; solid color throughout will not chip, peel, rust or corrode; easy to cut with standard saws and saw blades, eliminating the need for special cutting devices
Available in a variety of colors	Matches various components in multiple applications

applications

Pan-Way® LD Surface Raceway is a single-channel raceway which provides solutions for routing low-voltage, data and

fiber optic cabling along perimeter walls. LD raceway is available with standard and bend radius control fittings.

LD Raceway

Raceway:	LD*IW**-A
-----------------	-----------

LD Raceway Fittings

Coupler fitting:	CFX*IW-X
Inside corner fitting:	ICFC*IW-X
Outside corner fitting:	OCFC*IW-X
Right angle fitting:	RAFC*IW-X
End cap fitting:	ECFX*IW-X
Tee fitting:	TFC*IW-X
Four-way cross fitting:	CRFC5IW-X
Drop ceiling/entrance end fitting:	DCF*IW-X
Right angle/entrance end:	RAEFXIW-X
LD5 to LD3 reducer fitting:	RFX53IW-X
LD10 to LD5 reducer fitting:	RFX105IW-X
LD10 to LD3 reducer fitting:	RFX103IW-X
LD5 fire box adapter:	FBA5IW-X
LD10 fire box adapter:	FBA10IW-X

LD Raceway Installation

Installation tool:	LDW*-V
---------------------------	--------

* Insert raceway size of 3, 5, or 10

** Insert raceway length of 6', 8', or 10'

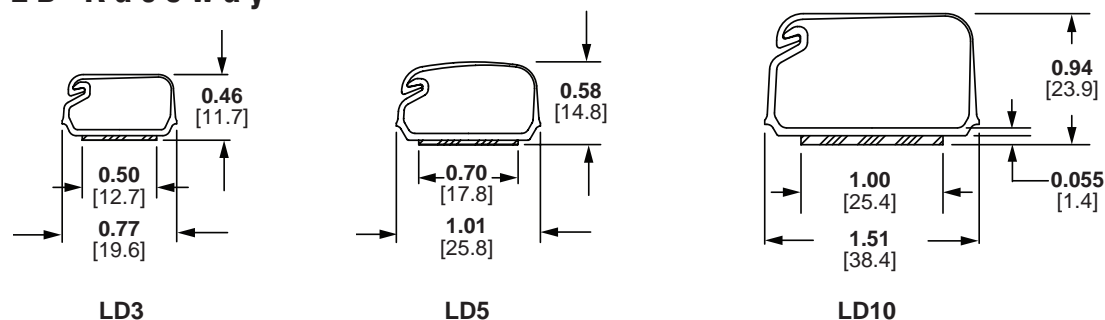
All parts listed in International White (IW) color. To order other colors substitute Electrical Ivory (EI), International Gray (IG), and White (WH).

Pan-Way® LD Surface Raceway System

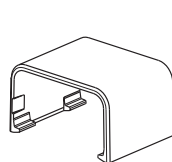
Wire Fill

Raceway Type and Configuration	Fill Area (in ²)	Electrical Cables			Data Grade Cables 24 AWG/UTP CM								Audio/Video		Fiber Optic Cable	
		14 AWG	12 AWG	10 AWG												
		THHN/T90			Cat 5e – Plenum		Cat. 6		Cat. 6A		Cat. 6A (SD)		RG6		2 Strand	
		0.111	0.130	0.164	DIA. = 0.193		DIA. = 0.24		DIA. = 0.30		DIA. = 0.24		DIA. = 0.275		DIA. = 0.175	
		FILL			FILL		FILL		FILL		FILL		FILL		FILL	
		MAX	MAX	MAX	SPEC	MAX	SPEC	MAX	SPEC	MAX	SPEC	MAX	SPEC	MAX	SPEC	MAX
		(UL Temp Rise Test)			40%	60%	40%	60%	40%	60%	40%	60%	40%	60%	40%	60%
LD3	0.21	**	**	**	2	4	1	2	1	1	1	2	1	2	3	5
LD5	0.38	**	**	**	5	7	3	5	2	3	3	5	2	3	6	9
LD10	1.00	**	**	**	13	20	8	13	5	8	8	13	6	10	16	24

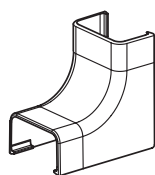
LD Raceway



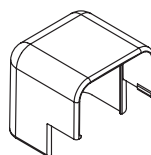
Fittings



CFX



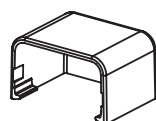
ICFC



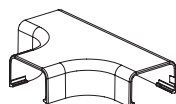
OCFC



RAFC



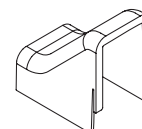
ECFX



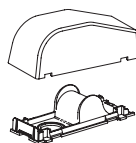
TFC



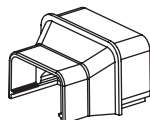
CRFC5



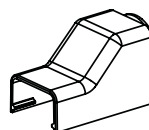
DCF




RAEFX



RFX



FBA5



LDW

WORLDWIDE SUBSIDIARIES AND SALES OFFICES

PANDUIT CANADA
Markham, Ontario
cs-cdn@panduit.com
Phone: 800.777.3300

PANDUIT EUROPE LTD.
London, UK
cs-emea@panduit.com
Phone: 44.20.8601.7200

PANDUIT SINGAPORE PTE. LTD.
Republic of Singapore
cs-ap@panduit.com
Phone: 65.6305.7575

PANDUIT JAPAN
Tokyo, Japan
cs-japan@panduit.com
Phone: 81.3.6863.6000

PANDUIT LATIN AMERICA
Guadalajara, Mexico
cs-la@panduit.com
Phone: 52.33.3777.6000

PANDUIT AUSTRALIA PTY. LTD.
Victoria, Australia
cs-aus@panduit.com
Phone: 61.3.9794.9020

For a copy of Panduit product warranties, log on to www.panduit.com/warranty

PANDUIT®

For more information
Visit us at www.panduit.com
Contact Customer Service by email: cs@panduit.com
or by phone: 800.777.3300

©2012 Panduit Corp.
ALL RIGHTS RESERVED.
SRSP21--WW-ENG
Replaces WW-SRSP10
12/2014