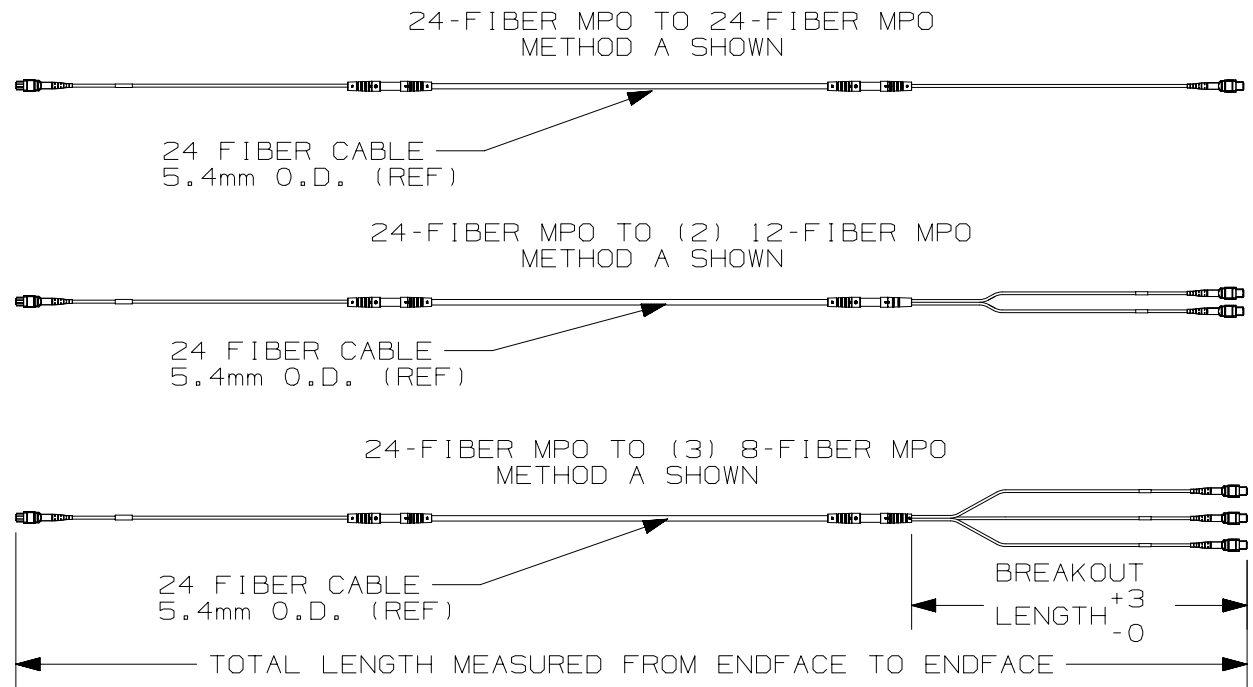
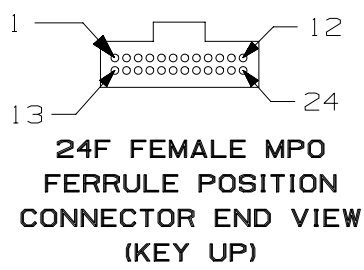
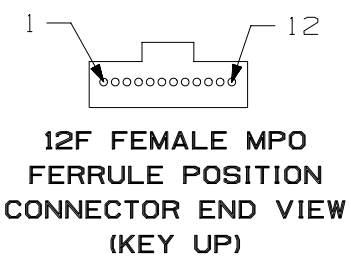
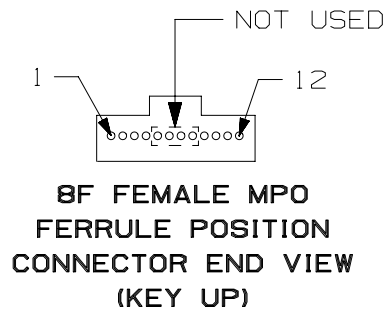


THIS COPY IS PROVIDED ON A RESTRICTED BASIS AND IS NOT TO BE USED IN ANY WAY DETRIMENTAL TO THE INTERESTS OF PANDUIT CORP.

NOTES:

1. CONNECTORS MEET THE REQUIREMENTS OF TIA/EIA-598-C.3
2. PLENUM-RATED CABLE ASSEMBLIES MEET NFPA-262 REQUIREMENTS. LSZH-RATED CABLE ASSEMBLIES MEET IEC-60332 REQUIREMENTS.
3. A SHEET OF PERFORMANCE RESULTS ACCOMPANIES EACH CABLE ASSEMBLY.
4. ROHS COMPLIANT
5. UNLESS OTHERWISE NOTED, DIMENSIONS ARE INCHES.
6. OVERALL LENGTH AS MEASURED BETWEEN FERRULE END FACES.
7. PanMPO CONNECTORS ONLY AVAILABLE FOR 12 FIBER FERRULES, NOT AVAILABLE FOR 24 FIBER FERRULES.



						TITLE 24 FIBER MPO (MP024) SMALL DIAMETER TRUNK CABLE ASSEMBLIES						
						CUSTOMER DRAWING						
						ITEM REVISION NAME 00078EFI/00		PANDUIT				
						DATASET FILE NAME 00078EFI_DC/00B						
						UNLESS OTHERWISE SPECIFIED, DIMENSIONAL TOLERANCES ARE: IN (mm)						
						.x ± .1 [.254] .xxx ± .005 [.127]		MATERIAL: N/A				
						.xx ± .01 [.25] ANGLES ± 5 °		DRAWING NUMBER: 00078EFI-DC				
R	8/29/16	JSP	BJBE	EJH	RELEASED TO PRODUCTION	00078EFI-DC		THIRD ANGLE PROJECTION 				
REV	DATE	BY	CHK	APR	DESCRIPTION	ECN	DRAWN BY JSP	DATE 8/29/16	CHK BJBE	SCALE NONE	SHT 1 OF 2	SIZE A

THIS COPY IS PROVIDED ON A RESTRICTED BASIS AND IS NOT TO BE USED IN ANY WAY DETRIMENTAL TO THE INTERESTS OF PANDUIT CORP.

TABLE 1: MPO FERRULE POSITION (END A TO END B)

FIBER COLOR	END A		END B														
	METHOD A		METHOD A					METHOD B									
	CONNECTOR KEY-UP		ALL CONNECTORS KEY-DOWN					ALL CONNECTORS KEY-UP									
	1-24 FIBER	1-24 FIBER MPO	2-12 FIBER MPO		3-8 FIBER MPO			1-24 FIBER MPO	2-12 FIBER MPO		3-8 FIBER						
MPO(1)		MPO(1)	MPO(2)	MPO(1)	MPO(2)	MPO(3)	MPO(1)	MPO(1)	MPO(2)	MPO(1)	MPO(2)	MPO(3)					
BLUE	1	13	1	N/A	1	N/A	24	12	N/A	12	N/A	N/A					
ORANGE	2	14	2		2		23	11		11							
GREEN	3	15	3		3		22	10		10							
BROWN	4	16	4		4		21	9		9							
SLATE	5	17	5		1		20	8		12							
WHITE	6	18	6		2		19	7		11							
RED	7	19	7		3		18	6		10							
BLACK	8	20	8		4		17	5		9							
YELLOW	9	21	9		N/A		1	16		4			N/A	N/A	N/A	12	
VIOLET	10	22	10				2	15		3						11	
ROSE	11	23	11				3	14		2						10	
AQUA	12	24	12				4	13		1						9	
BLUE	13	1	N/A	1	12	N/A	12	N/A	12	1	N/A	N/A					
ORANGE	14	2		2	11		11		2								
GREEN	15	3		3	10		10		3								
BROWN	16	4		4	9		9		4								
SLATE	17	5		5	N/A		12		8	8			1				
WHITE	18	6		6			11		7	7			2				
RED	19	7		7			10		6	6			3				
BLACK	20	8		8			9		5	5			4				
YELLOW	21	9		N/A	N/A		12		4	4			N/A	N/A	N/A	1	
VIOLET	22	10					11		3	3						2	2
ROSE	23	11					10		2	2						2	3
AQUA	24	12					9		1	1						1	4

TABLE 2: 24-FIBER SMALL DIAMETER TRUNK PART NUMBER MATRIX

1	2	3	4	5	6	7	8	9	10	11	12	13	14	15
F	U	Y												
												LENGTH: 005 TO 100 M. 015 TO 300 FT.		
												UNIT OF MEASURE: F = FEET (PLENUM ASSEMBLIES) M = METERS (LSZH ASSEMBLIES)		
												PULLING EYE: A = PULLING EYE, END A B = PULLING EYE, END B C = PULLING EYE, BOTH ENDS N = NO PULLING EYE		
												PERFORMANCE/POLARITY: A = POLARITY A, STANDARD 1L (SINGLEMODE ASSEMBLIES) X = POLARITY A, OPTIMIZED 1L (MULTIMODE ASSEMBLIES) Y = POLARITY B, OPTIMIZED 1L (MULTIMODE ASSEMBLIES)		
												CONNECTOR VARIANT END B: 3 = HDFE (MOLDED TRANSITION: 18" BREAKOUT) 4 = HDFE (MOLDED TRANSITION: 24" BREAKOUT) 5 = HDFE (MOLDED TRANSITION: 39" BREAKOUT)		
												CONNECTOR END B: E = 24 - FIBER MPO FEMALE (SINGLEMODE AND MULTIMODE) F = 24 - FIBER MPO MALE (SINGLEMODE AND MULTIMODE) 5 = 12 - FIBER MPO FEMALE (SINGLEMODE) 7 = 12 - FIBER PanMPO FEMALE (MULTIMODE) G = 8 - FIBER MPO FEMALE (SINGLEMODE) J = 8 - FIBER PanMPO FEMALE (MULTIMODE)		
												CONNECTOR VARIANT END B: 3 = HDFE (MOLDED TRANSITION: 18" BREAKOUT) 4 = HDFE (MOLDED TRANSITION: 24" BREAKOUT) 5 = HDFE (MOLDED TRANSITION: 39" BREAKOUT)		
												CONNECTORS END A: E = 24 - FIBER MPO FEMALE F = 24 - FIBER MPO MALE		
												FLAME RATING: P = PLENUM L = LSZH		
												CABLE TYPE: Y = SMALL DIAMETER INDOOR TRUNK		
												FIBER COUNT: U = 24 FIBER		
												FIBER TYPE: X = OM3 50/125um Z = OM4 50/125um 9 = OS1/2 9/125um SINGLEMODE		
												PRODUCT DESIGNATION: F=FIBER		

						TITLE 24 FIBER MPO (MPO24) SMALL DIAMETER TRUNK CABLE ASSEMBLIES								
						CUSTOMER DRAWING								
						ITEM REVISION NAME 00078EFI/00								
						DATASET FILE NAME 00078EFI_DC/00B								
						UNLESS OTHERWISE SPECIFIED, DIMENSIONAL TOLERANCES ARE: IN (mm) .x ± .1 (2.54) .xxx ± .005 (.127) .xx ± .01 (.25) ANGLES ± 5 °								
						MATERIAL: N/A								
R 8/29/16 JSP BJB EJH RELEASED TO PRODUCTION						DRAWING NUMBER: 00078EFI - DC								
REV	DATE	BY	CHK	APR	DESCRIPTION	ECN	DRAWN BY	DATE	CHK	SCALE	SIZE			
							JSP	8/29/16	BJB	NONE	SHT 2 OF 2 A			