

THIS COPY IS PROVIDED ON A RESTRICTED BASIS AND IS NOT TO BE USED IN ANY WAY DETRIMENTAL TO THE INTERESTS OF PANDUIT CORP.

LOOM LENGTH (L)	LENGTH TOLERANCE
10-100 FT. (3-30M)	+6"/-0" (+.15M/-0)
101-200 FT. (31-60M)	+12"/-0" (+.3M/-0)
201-295 FT. (61-90M)	+24"/-0" (+.6M/-0)

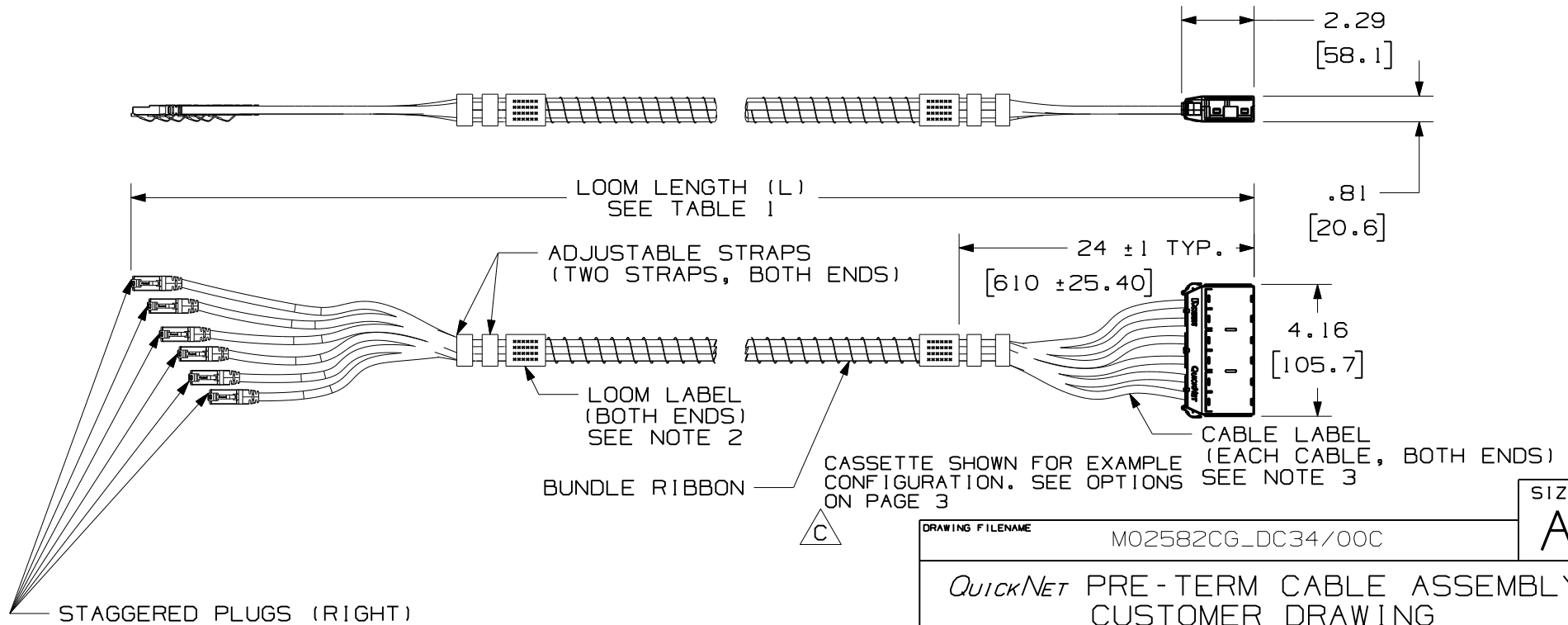
NOTES:

1. LOOM LENGTH (L) IS DEFINED AS THE MAXIMUM LENGTH FOR ANY CASSETTE, JACK, PLUG, OR UN-TERMINATED END CONFIGURATION.
2. THE LOOM LABELS CONTAIN AN 18-CHARACTER FIELD FOR CUSTOM TEXT, LOOM PART NUMBER, LOOM LENGTH AND CABLE PERFORMANCE, AND A UNIQUE LOOM SERIAL NUMBER.
3. THE CABLE LABELS CONTAIN THE CABLE #1-6 OR UP TO 15 CHARACTERS OF CUSTOM TEXT.
4. EACH CABLE IS PRINTED WITH NUMBERS 1-6 ALONG THE ENTIRE LENGTH OF THE LOOM FOR EASY IDENTIFICATION.
5. PLASTIC CASSETTES ARE COMPATIBLE WITH QPP/QAPP FAMILY OF QUICKNET PATCH PANELS. DIE CAST CASSETTES ARE COMPATIBLE WITH QSP/QASP FAMILY OF QUICKNET PATCH PANELS.

A

B

C



C

SHOWN FOR EXAMPLE CONFIGURATION. SEE OPTIONS ON PAGE 3

SIZE

A

DRAWING FILENAME M02582CG_DC34/00C

QuickNET PRE-TERM CABLE ASSEMBLY CUSTOMER DRAWING

PANDUIT™ CORP.
TINLEY PARK, ILL 60477

ALL DIMENSIONS ARE GIVEN IN INCHES, UNLESS OTHERWISE SPECIFIED.
DIMENSIONAL TOLERANCES ARE:
(.X) ±.03 (.XXX) ±.005
(.XX) ±.01 ANGLES ± 1°

DRAWN BY MDJr REVIEW DRAWING NUMBERS PART NO. SEE SHEET 3

DATE 12-14-06 MAT'L DRAWING NO. 02582-34 SHEET 1 OF 3

REV	DATE	BY	CHK	DESCRIPTION	ECN	R	CUST	SUP	OTH
I	4-1-10	BJN	CEF	D. ADDED KEYED & SD OPTIONS ON SH3 B. REVD NOTE 5 C. ADDED EXAMPLE CONFIG A. ADDED METRIC CONVERSION	02582-34	CEF		CEF	CEF
R	3-18-08	MDJr	WFM1	RELEASED TO PRODUCTION	02582-34		TRW		

THIS COPY IS PROVIDED ON A RESTRICTED BASIS AND IS NOT TO BE USED IN ANY WAY DETRIMENTAL TO THE INTERESTS OF PANDUIT CORP.

QUICKNET
 TERMINATION TYPE COLOR JACK COLOR TERMINATION TYPE JACK COLOR
 FIRE RATING
Q C RB CR PX P L 150
 CAT LEVEL CABLE OPTIONS END 1 OPTIONS END 2 OPTIONS ASSEMBLY OPTIONS LABEL OPTIONS LENGTH OPTIONS

QUICKNET PRE-TERMINATED SOLUTION	PERFORMANCE LEVEL	FIRE RATING	CABLE COLOR	END 1 OPTIONS		END 2 OPTIONS		ASSEMBLY OPTIONS	LABEL OPTIONS	LENGTH OPTIONS	OVERWRAP OPTIONS
				TERMINATION TYPE	JACK COLOR	TERMINATION TYPE	JACK COLOR				
Q OK (QUICKNET KEYPED JACKS)	A-UTP CAT 6A	P-PLENUM	B-BLUE	C-CASSETTE	A-ARCTIC WHITE(AW)	C-CASSETTE	A-ARTIC WHITE(AW)	P-PULLING EYE (WILL APPEAR IF UN-TERMINATED, JACK, PLUG OR PLUG PACK)	B-BOTH CUSTOM LOOM AND CABLE LOOMS	10-295 FT. INCREMENTS OF ONE FOOT	BLANK-LOOMED
	B-UTP CAT 6e	R-RISER	W-WHITE	J-JACK NO STAGGER	H-OFF WHITE(IW)	J-JACK NO STAGGER	H-OFF WHITE(IW)	X-NO LOOM OPTIONS	C-CUSTOM CABLE LABEL UP TO 15 CHARACTERS	3M-90M	T-TAK-TY
	C-UTP CAT 6	L-LSZH	G-GREEN	L-JACK STAGGER LT.	E-ELECTRIC IVORY	L-JACK STAGGER LT.	E-ELECTRIC IVORY	S-TSB 155 INTERNAL TESTING ONLY	L-CUSTOM LOOM LABEL UP TO 18 CHARACTERS	IF IN METERS, NUMBER SHOWN AS LENGTH IS FOLLOWED BY "M" EXAMPLE: 90 METERS IS 90M PLACE A "0" AFTER THE "M" TO INDICATE ZERO ADDITIONAL LENGTH. PLACE A "5" AFTER THE "M" TO INDICATE 0.5M ADDITIONAL LENGTH. I.E.: 90M: 90 METERS LONG 90M5: 90.5 METERS LONG	E-EXPANDABLE SLEEVING
	D-UTP CAT6A U/FTP	C-CM	Y-YELLOW	K-JACK STAGGER RT.	W-WHITE(WH)	K-JACK STAGGER RT.	W-WHITE(WH)	A-TSBA TERMINATION FOR CAT6 & 6A	X-NO CUSTOM LABELS		
	F-STP CAT 6 JACKS		R-RED	P-PLUG NO STAGGER	I-INTERNATIONAL GRAY	M-MUTOA BOX	-----				
	H-SHIELDED CAT6A S/FTP (IEEA ONLY)		I-INT. GRAY	S-PLUG STAGGER LT.	L-BLACK (FOR SHIELDED)	N-JACKS W/CASSETTE IN SEPARATE BOX	-----				
	I-SHIELDED CAT6A S/FTP (IEEA ONLY)		L-BLACK	O-PLUG STAGGER RT.	O-ORANGE	P-PLUG NO STAGGER	I-INTERNATIONAL GRAY				
	J-SHIELDED CAT6A E/UTP (IEEA ONLY)		D-DARK GRAY	T-PLUG STAGGER RT. FOR CISCO SWITCH	R-RED	S-PLUG STAGGER LT.	L-BLACK (FOR SHIELDED)				
	K-SHIELDED CAT6A S/FTP (IEEA ONLY)			V-PLUG STAGGER LT. FOR CISCO SWITCH	B-BLUE	O-PLUG STAGGER RT.	O-ORANGE				
	L-SHIELDED CAT6 E/UTP (IEEA ONLY)				G-GREEN	O-UN-TERMINATED WITH OPTIONAL CASSETTE AND JACKS	R-RED				
	N-UTP CAT6A 3 CABLE LOOM				Y-YELLOW	U-UN-TERMINATED	B-BLUE				
	O-UTP CAT6A 2 CABLE LOOM				V-VIOLET	T-PLUG STAGGER RT. FOR CISCO SWITCH	G-GREEN				
	P-UTP CAT6A 4-WAY				T-TRI-COLOR	V-PLUG STAGGER LT. FOR CISCO SWITCH	Y-YELLOW				
	Q-UTP CAT6e 4-WAY				X-IF NOT A JACK	A-6 SIX PACK PLUG	V-VIOLET				
	R-UTP CAT 6 4-WAY					F-RECESSED PLUG PACK	X-IF NOT A JACK				
	S-UTP CAT 5e 4-WAY						B-BLUE PACK				
	T-UTP CAT6A U/FTP						L-BLACK PACK				
	U-STP CAT6A PATCH CORD CABLE						R-RED PACK				
	V-UTP CAT6A PATCH CORD CABLE						W-WHITE PACK				
	X-UTP CAT6A SD MATRIX CABLE										
	Y-										
	Z-UTP CAT6A MATRIX CABLE										

CONSULT FACTORY FOR OTHER AVAILABLE COLORS
 X-MARKET COLOR

IF KEYED (OK) SOLUTION FOR TERMINATION 2 COLORS ARE:
 1-BLACK
 2-RED
 3-GREEN
 4-YELLOW
 5-ORANGE
 6-BLUE

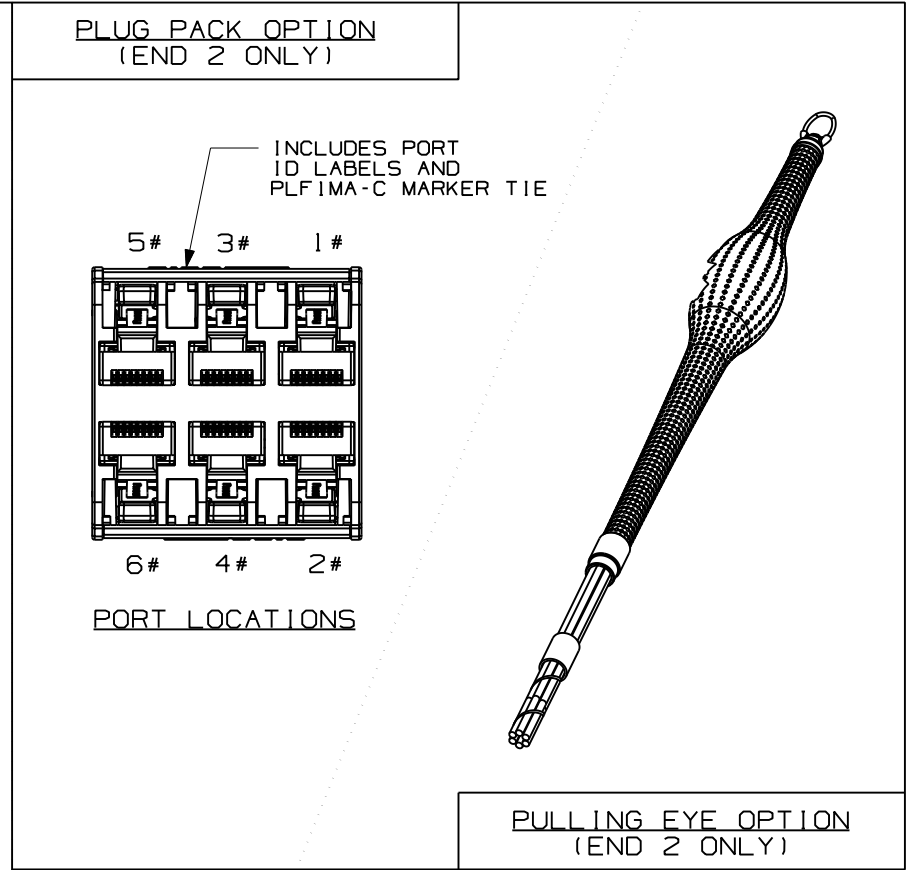
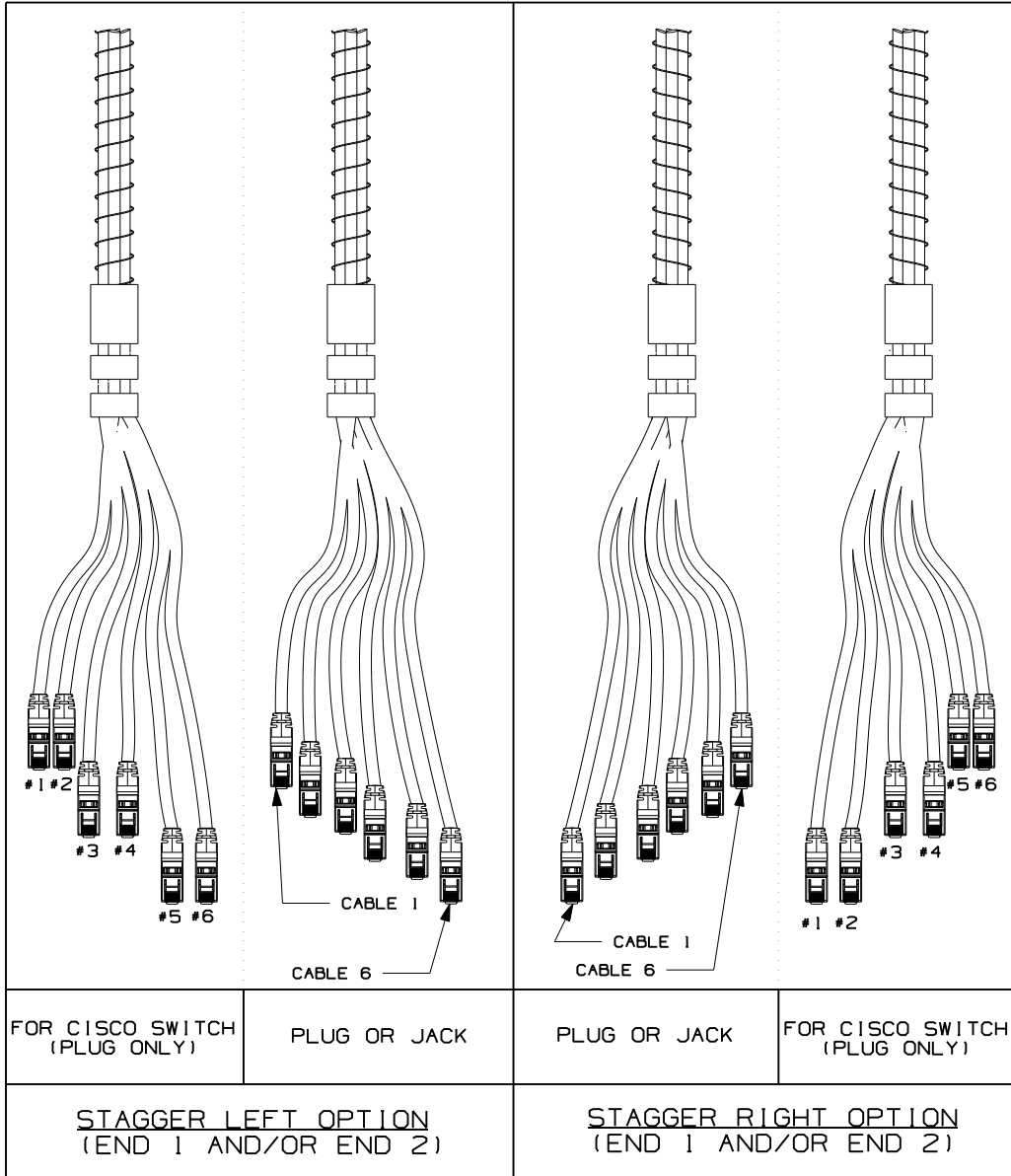
IF KEYED (OK) SOLUTION FOR TERMINATION 2 COLORS ARE:
 1-BLACK
 2-RED
 3-GREEN
 4-YELLOW
 5-ORANGE
 6-BLUE

*NOTE: THE LENGTH OPTIONS FOR THE SD TYPE PRODUCTS I.E., OX____, WILL BE 10-195 FT (3-60M)

*CONSULT FACTORY FOR AVAILABLE CONFIGURATIONS

DRAWING FILENAME	M02582CG_DC34/00C	SIZE	A
QuickNet PRE-TERM CABLE ASSEMBLY CUSTOMER DRAWING			
	PANDUIT™ CORP. TINLEY PARK, ILL 60477	I.I. NUMBER	
		PRODUCT SPEC/ PKG SPEC	
	THIRD ANGLE PROJECTION	ASSY METHOD/ TEST METHOD	NONE
	ALL DIMENSIONS ARE GIVEN IN INCHES, UNLESS OTHERWISE SPECIFIED. DIMENSIONAL TOLERANCES ARE: (.X) ±.03 (.XXX) ±.005 (.XX) ±.01 ANGLES ± 1°	SCALE	NONE
DRAWN BY	MDJr	REVIEW DRAWING NUMBERS	PART NO. SEE TABLES
DATE	12-14-06	MAT'L	DRAWING NO. 02582-34 SHEET 3 OF 3
CHK'D	WFM1		

REV	DATE	BY	CHK	DESCRIPTION	ECN	R	CUST	SUP	OTH
I	4-1-10	BJN	CEF	SEE SHEET 1 FOR CHANGES.	02582-34	CEF		CEF	CEF
R	3-18-08	MDJr	WFM1	SEE SHEET 1 FOR CHANGES.	02582-34		TRW		



MODEL FILENAME		SIZE
DRAWING FILENAME	M02582CG_DC34/00C	A

QuickNET PRE-TERM CABLE ASSEMBLY
CUSTOMER DRAWING

<p>PANDUIT™ CORP. TINLEY PARK, ILL 60477</p>	I.I. NUMBER
	PRODUCT SPEC/ PKG SPEC
	ASSY METHOD/ TEST METHOD
	SCALE
<p>THIRD ANGLE PROJECTION</p>	<p>ALL DIMENSIONS ARE GIVEN IN INCHES, UNLESS OTHERWISE SPECIFIED.</p> <p>DIMENSIONAL TOLERANCES ARE: (.X) ±.03 (.XXX) ±.005 (.XX) ±.01 ANGLES ± 1°</p>
<p>DRAWN BY: MDJr</p> <p>DATE: 12-14-06</p> <p>CHK'D: WFM1</p>	<p>REVIEW DRAWING NUMBERS</p> <p>MAT'L</p>

REV	DATE	BY	CHK	DESCRIPTION	ECN	R	CUST	SUP	OTH	PART NO.	DRAWING NO.
I	4-1-10	BJN	CEF	SEE SHEET 1 FOR CHANGES.	02582-34	CEF		CEF	CEF	SEE SHEET 3	02582-34
R	3-18-08	MDJr	WFM1	SEE SHEET 1 FOR CHANGES.	02582-34		TRW			SEE SHEET 3	02582-34
SHEET 2 OF 3											