


STEEL, STAINLESS STEEL AND NON-METALLIC WINDOW KITS



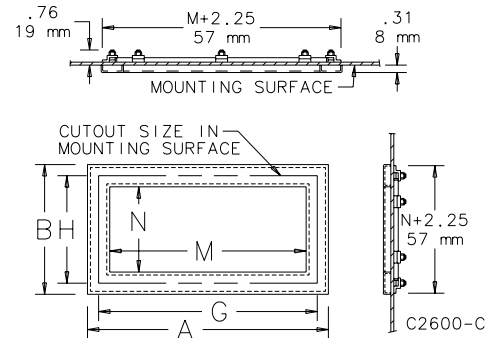
Steel Window Kits have a heavy gauge cold rolled steel formed frame (cleaned and treated for paint endurance and adhesion), painted ANSI 61 gray. The window is a clear acrylic .25-in. (16mm) scratch-resistant material. They are ideal for indoor Type 12 and 13 applications.

Stainless Steel Window kits have a formed heavy gauge Type 304 stainless steel frame with a brushed finish. The clear window is made of .25-in. (16mm) impact-resistant polycarbonate material. They are ideal for indoor and outdoor Type 12, 13, 4, and 4X applications.

Non-Metallic Window kits are made of a single piece special polycarbonate blend, Makrolon, that has enhanced impact, UV, water exposure, absorption, and saturation resistance. They are ideal for indoor and outdoor Type 12, 13, 4, and 4X applications. They are also ideal for non-metallic enclosures where exterior metallic materials are not allowed and can accommodate up to .25-in. enclosure material thickness.

All Window kits are easy to install and require a simple rectangular enclosure cut-out. All required hardware is furnished, along with assembly and cut-out instructions. The gasket material on all windows is resistant to oils, cutting fluids and many other liquids. Window kits of the same size use the same interchangeable cut-out. Custom sizes for Steel and Stainless Steel Window Kits are available along with different finishes and gasket materials. Consult Hoffman for details.

BULLETIN: A80SW, A80W



INDUSTRY STANDARDS

UL 508A Component Recognized; Type 4, 4X (stainless steel and non-metallic versions only), 12, 13; File No. E61997.
UL 746C Component Recognized (non-metallic version only).

CSA Type 4, 4X (stainless steel and non-metallic versions only), 12, 13; File No. 42186
NEMA/EEMAC 4, 4X (stainless steel and non-metallic versions only), 12, 13
IEC 60529, IP66

Catalog Number	AxB in.	AxB mm	Material	Window Size M x N (in.)	Window Size M x N (mm)	Required Cutout Size G x H (in.)	Required Cutout Size G x H (mm)
APWK53NF	7.50 x 5.50	191 x 140	Steel	5.00 x 3.00	127 x 76	6.78 x 4.78	172 x 121
APWK53NFSS	7.50 x 5.50	191 x 140	Stainless Steel	5.00 x 3.00	127 x 76	6.78 x 4.78	172 x 121
APWK53NFNM	7.62 x 5.62	194 x 143	Polycarbonate	5.00 x 3.00	127 x 76	6.78 x 4.78	172 x 121
APWK711NFSS	9.50 x 13.50	241 x 343	Stainless Steel	11.00 x 7.00	279 x 178	8.78 x 12.78	223 x 325
APWK95NF	11.50 x 8.00	292 x 203	Steel	9.00 x 5.50	229 x 140	10.78 x 7.28	274 x 185
APWK95NFSS	11.50 x 8.00	292 x 203	Stainless Steel	9.00 x 5.50	229 x 140	10.78 x 7.28	274 x 185
APWK95NFNM	11.62 x 8.12	295 x 203	Polycarbonate	9.00 x 5.50	229 x 140	10.78 x 7.28	274 x 185
APWK116NFNM	13.62 x 8.62	346 x 219	Polycarbonate	11.00 x 6.00	279 x 152	12.78 x 7.78	325 x 198
APWK133NF	15.50 x 5.50	394 x 140	Steel	13.00 x 3.00	330 x 76	14.78 x 4.78	375 x 121
APWK138NF	15.50 x 10.50	394 x 267	Steel	13.00 x 8.00	330 x 203	14.78 x 9.78	375 x 248
APWK138NFSS	15.50 x 10.50	394 x 267	Stainless Steel	13.00 x 8.00	330 x 203	14.78 x 9.78	375 x 248
APWK138NFNM	15.62 x 10.62	397 x 270	Polycarbonate	13.00 x 8.00	330 x 203	14.78 x 9.78	375 x 248
APWK715NFSS	17.50 x 9.50	445 x 241	Stainless Steel	15.00 x 7.00	381 x 178	8.78 x 16.78	223 x 426
APWK175NF	19.50 x 8.00	495 x 203	Steel	17.00 x 5.50	432 x 140	18.78 x 7.28	477 x 185
APWK1711NF	19.50 x 13.50	495 x 343	Steel	17.00 x 11.00	432 x 279	18.78 x 12.78	477 x 325
APWK1711NFSS	19.50 x 13.50	495 x 343	Stainless Steel	17.00 x 11.00	432 x 279	18.78 x 12.78	477 x 325
APWK720NFSS	22.50 x 9.50	572 x 241	Stainless Steel	20.00 x 7.00	508 x 178	8.78 x 21.78	223 x 553
APWK2315NF	25.50 x 17.50	648 x 445	Steel	23.00 x 15.00	584 x 381	24.78 x 16.78	629 x 426
APWK2315NFSS	25.50 x 17.50	648 x 445	Stainless Steel	23.00 x 15.00	584 x 381	24.78 x 16.78	629 x 426
APWK724NFSS	26.50 x 9.50	673 x 241	Stainless Steel	24.00 x 7.00	610 x 178	8.78 x 25.78	223 x 655
APWK729NFSS	31.50 x 9.50	800 x 241	Stainless Steel	29.00 x 7.00	737 x 178	8.78 x 30.78	223 x 782
APWK2919NF	31.50 x 21.50	800 x 546	Steel	29.00 x 19.00	737 x 483	30.78 x 20.78	782 x 528
APWK2919NFSS	31.50 x 21.50	800 x 546	Stainless Steel	29.00 x 19.00	737 x 483	30.78 x 20.78	782 x 528
APWK3523NF	37.50 x 25.50	953 x 648	Steel	35.00 x 23.00	889 x 584	36.78 x 24.78	934 x 629

When determining if a window kit will fit in a door or cover, be sure to allow for gaskets, data pockets, door handles, latch rods and other parts attached to the door or cover.

FRAMELESS WINDOW KIT



Designed for use on many Type 12 and 13 enclosures. These kits are for indoor use in a temperature range of 55 F to 125 F (13 C to 52 C). For more severe conditions use Steel or Stainless Steel Window Kits. The window is scratch-resistant .12-in. (3-mm) polycarbonate. Special high-strength, double-sided tape is supplied as well as screw fasteners. Windows can be cut to smaller sizes. Allow .50-in. (13-mm) overlap on each side of window for tape.

BULLETIN: A80W

Catalog Number	Window Size in./mm	Maximum Cutout Size in./mm
APWKE52	5.50 x 3.00	4.50 x 2.00
	140 x 76	114 x 51
APWKE96	9.62 x 7.19	8.62 x 6.19
	244 x 183	219 x 157
APWKE133	13.88 x 3.88	12.88 x 2.88
	353 x 99	327 x 73

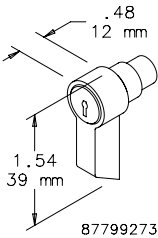
WING KNOBS FOR CONCEPT WINDOW KITS



Knobs are optional latching for hinged windows and hinged bezels. Knobs are black and available in locking and nonlocking versions. Keylocking knob maintains Type 12 rating only.

BULLETIN: C2

Catalog Number	Description
CWKL	Wing Knob, locking
CWKN	Wing Knob, non-locking



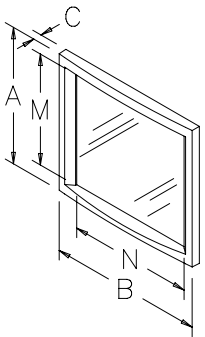
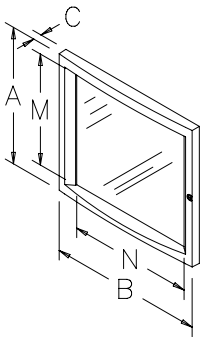
CONCEPT FIXED AND HINGED WINDOW KITS

Aesthetic die-cast aluminum frame has .188-in. (5-mm) thick, clear polycarbonate window. Pre-assembled kit is secured to front opening of enclosure by four mounting screws. Furnished window frame caps conceal mounting screws. Hinged window kit is hinged on left side and has a single-point slotted latch (optional locking or non-locking wing knob latch is also available). Textured finish, ANSI 61 gray or RAL 7035 light gray.

BULLETIN: C2

Hinged Window

Fixed Window



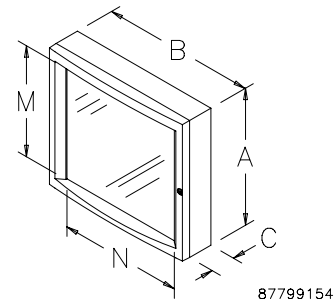
87799153

Catalog Number	AxBxC in.	AxBxC mm	Finish	Description	Window Size M x N (mm)	Window Size M x N (in.)
CWF3136	12.20 x 14.17 x 1.26	310 x 360 x 32	ANSI 61	Fixed window kit	253 x 276	9.96 x 10.86
CWF3136LG	12.20 x 14.17 x 1.26	310 x 360 x 32	RAL 7035	Fixed window kit	253 x 276	9.96 x 10.86
CWH3136	12.20 x 14.17 x 1.34	310 x 360 x 34	ANSI 61	Hinged window kit	253 x 276	9.96 x 10.86
CWH3136LG	12.20 x 14.17 x 1.34	310 x 360 x 34	RAL 7035	Hinged window kit	253 x 276	9.96 x 10.86
CWF4045	15.75 x 17.72 x 1.30	400 x 450 x 33	ANSI 61	Fixed window kit	343 x 366	13.50 x 14.40
CWF4045LG	15.75 x 17.72 x 1.30	400 x 450 x 33	RAL 7035	Fixed window kit	343 x 366	13.50 x 14.40
CWH4045	15.75 x 17.72 x 1.38	400 x 450 x 35	ANSI 61	Hinged window kit	343 x 366	13.50 x 14.40
CWH4045LG	15.75 x 17.72 x 1.38	400 x 450 x 35	RAL 7035	Hinged window kit	343 x 366	13.50 x 14.40
CWF5557	21.65 x 22.44 x 1.42	550 x 570 x 36	ANSI 61	Fixed window kit	493 x 486	19.40 x 19.13
CWF5557LG	21.65 x 22.44 x 1.42	550 x 570 x 36	RAL 7035	Fixed window kit	493 x 486	19.40 x 19.13
CWH5557	21.65 x 22.44 x 1.50	550 x 570 x 38	ANSI 61	Hinged window kit	493 x 486	19.40 x 19.13

CONCEPT DEEP HINGED WINDOW KIT

Kit is hinged on left side and has a single-point slotted latch (optional locking or non-locking wing knob latch is also available). Aesthetic die-cast aluminum frame has .188-in. (5-mm) thick, clear polycarbonate window. Two-inch space between enclosure front opening and window surface accommodates switches, lights, meters and other components. This kit can be used as an accessory window kit on larger standard Hoffman enclosure doors. Textured finish, ANSI 61 gray or RAL 7035 light gray.

BULLETIN: C2



Catalog Number	AxBxC in.	AxBxC mm	Finish	Window Size M x N (mm)	Window Size M x N (in.)
CWHD3136	12.20 x 14.17 x 3.31	310 x 360 x 84	ANSI 61	253 x 276	9.96 x 10.86
CWHD3136LG	12.20 x 14.17 x 3.31	310 x 360 x 84	RAL 7035	253 x 276	9.96 x 10.86
CWHD4045	15.75 x 17.72 x 3.39	400 x 450 x 86	ANSI 61	343 x 366	13.50 x 14.40
CWHD4045LG	15.75 x 17.72 x 3.39	400 x 450 x 86	RAL 7035	343 x 366	13.50 x 14.40
CWHD5557	21.65 x 22.44 x 3.50	550 x 570 x 89	ANSI 61	493 x 486	19.40 x 19.13

TYPE 12 HINGED WINDOW KIT



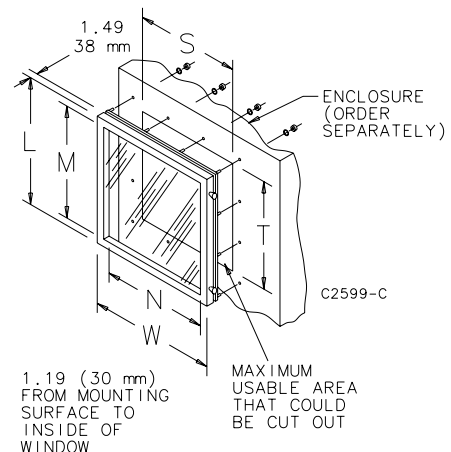
INDUSTRY STANDARDS

UL 508A Component Recognized; Type 12; File No. E61997

CSA Type 12; File No. 42186
NEMA/EEMAC Type 12
IEC 60529, IP55

For use as a viewing window where access to components mounted behind the window is required. Window is .25-in. (6-mm) clear acrylic. Easily mounted by drilling the appropriate mounting holes. All mounting hardware is provided. Continuous gaskets on all openings maintain UL Type 12 integrity. Finish is ANSI 61 gray polyester powder paint.

BULLETIN: A80W



Catalog Number	Window Size M x N in./mm	Overall L x W in./mm	S in./mm	T in./mm
APWK1212H	10.28 x 10.28 261 x 261	12.00 x 12.00 305 x 305	10.44 265	10.44 265
APWK1612H	14.28 x 10.28 363 x 261	16.00 x 12.00 406 x 305	10.44 265	14.44 367
APWK2016H	18.28 x 14.28 464 x 363	20.00 x 16.00 508 x 406	14.44 367	18.44 468
APWK2020H	18.28 x 18.28 464 x 464	20.00 x 20.00 508 x 508	18.44 468	18.44 468
APWK2420H	22.28 x 18.28 566 x 464	24.00 x 20.00 610 x 508	18.44 468	22.44 570
APWK3024H	28.28 x 22.28 718 x 566	30.00 x 24.00 762 x 610	22.44 570	28.44 722

TYPE 4 AND 4X DEEP-HINGED WINDOW KITS



INDUSTRY STANDARDS

Stainless Steel

UL 508A Listed; Type 3R, 4, 4X, 12; File No. E61997
cUL Listed per CSA C22.2, No. 94; Type 3R, 4, 4X, 12; File No. E61997

NEMA/EEMAC Type 3R, 4, 4X, 12
IEC 60529, IP66

Mild Steel

UL 508A Listed; Type 4, 12; File No. E61997
cUL Listed per CSA C22.2 No. 94; Type 4, 12; File No. E61997

NEMA/EEMAC Type 4, 12

APPLICATION

Deep-hinged window kits provide protection, visibility and easy access to equipment and components installed behind the viewing area. Window kits are conveniently sized to allow direct mounting in the usable door area of Hoffman NEMA and CONCEPT wall-mount enclosures, as well as any Hoffman enclosure with a suitably sized mounting surface. Deep-hinged window kits provide protection, visibility and easy access to equipment and components installed behind the viewing area. These kits have an aesthetic appearance, quarter-turn latching for easy access, .25-in. (6-mm) thick, clear polycarbonate material for viewing, 2.5-in. (64-mm) depth to allow for deep controls and a built-in gasket compression stop to facilitate flush mounting. Each kit comes with a mounting template and hardware to allow for easy installation and can be mounted either left or right hinged.

SPECIFICATIONS

- Manufactured from Type 316L stainless steel or painted mild steel
- Quarter-turn latches for quick access
- 0.25-in. (6-mm) thick, clear polycarbonate windows for easy viewing
- 2.5-in. (64-mm) deep to allow for deep controls
- Built-in gasket compression stop on back of window kit facilitates flush mounting
- Designed for either left or right hinging
- Includes mounting template and mounting hardware
- Easy-to-remove clip-style hinge pin

FINISH

- Stainless steel: Enclosures are unpainted; door and body have a smooth #4 brushed finish
- Mild steel: ANSI 61 gray polyester powder paint inside and out

ACCESSORIES

Touch-up Paint (ATPPY61)

OPTIONS

Optional Handles

CWHNL - Non-locking

CWHK - Keylocking

CWHPTO - Padlocking

BULLETIN: A80SW, A80W

Standard Product

Catalog Number	AxBxC in./mm	Material	Window Size M x N in./mm	No. of Latches
AWDH1418N4	12.19 x 14.56 x 2.73 310 x 370 x 69	Steel	8.68 x 9.83 220 x 250	1
AWDH1418N4SS	12.19 x 14.56 x 2.73 310 x 370 x 69	316L Stainless steel	8.68 x 9.83 220 x 250	1
AWDH1612N4	14.19 x 8.14 x 2.73 360 x 207 x 69	Steel	10.68 x 3.41 271 x 87	1
AWDH1612N4SS	14.19 x 8.14 x 2.73 360 x 207 x 69	316L Stainless steel	10.68 x 3.41 271 x 87	1
AWDH2016N4	18.19 x 12.14 x 2.73 462 x 308 x 69	Steel	14.68 x 7.41 373 x 188	1
AWDH2016N4SS	18.19 x 12.14 x 2.73 462 x 308 x 69	316L Stainless steel	14.68 x 7.41 373 x 188	1
AWDH2416N4	22.19 x 12.14 x 2.73 564 x 308 x 69	Steel	18.68 x 7.41 474 x 188	2
AWDH2416N4SS	22.19 x 12.14 x 2.73 564 x 308 x 69	316L Stainless steel	18.68 x 7.41 474 x 188	2
AWDH2420N4	22.19 x 16.14 x 2.73 564 x 410 x 69	Steel	18.68 x 11.41 474 x 290	2
AWDH2420N4SS	22.19 x 16.14 x 2.73 564 x 410 x 69	316L Stainless steel	18.68 x 11.41 474 x 290	2
AWDH2430N4	22.19 x 26.14 x 2.73 564 x 664 x 69	Steel	18.68 x 20.22 474 x 514	2
AWDH2430N4SS	22.19 x 26.14 x 2.73 564 x 664 x 69	316L Stainless steel	18.68 x 20.22 474 x 514	2
AWDH3024N4	28.19 x 20.14 x 2.73 716 x 512 x 69	Steel	24.68 x 14.22 627 x 361	2
AWDH3024N4SS	28.19 x 20.14 x 2.73 716 x 512 x 69	316L Stainless steel	24.68 x 14.22 627 x 361	2
AWDH3624N4	34.19 x 20.14 x 2.73 868 x 512 x 69	Steel	30.68 x 14.22 779 x 361	2
AWDH3624N4SS	34.19 x 20.14 x 2.73 868 x 512 x 69	316L Stainless steel	30.68 x 14.22 779 x 361	2

