



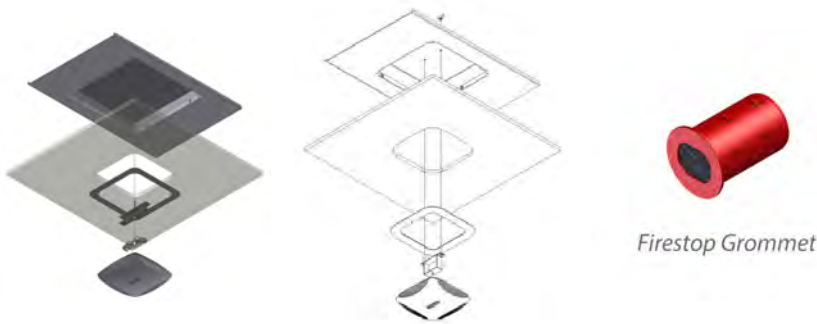
Model 1044-AP225-F WAP Mount Tile Bridge w/Back-Box - Aruba AP225

Category: Suspended Ceiling Mounts



Model 1044 is an economical, aesthetic, and easy-to-install suspended ceiling mounting kit for wireless access points from most vendors. The WAP recesses into the ceiling tile and the trim creates a professional finished appearance. The WAP is recessed in the preferred ceiling orientation much like a recessed light fixture, providing ideal, unobstructed wireless coverage. Access point trim can be easily swapped out for new trim if the WAP brand or model is changed in the future.

Patent pending



Features & Benefits

The ceiling is an ideal location for mounting access points, however, different ceiling tile styles and finishes present a challenge to the installer to create an aesthetic, professional installation. With Oberon's Model 1044, a cutout is made in the ceiling tile tracing the shape of the access point. A galvanized steel back-box is placed above the ceiling tile, and a white trim is placed around the access point. The access point is attached to a universal mounting T-bar bracket which is pressed into the back-box for a flush-to-the-ceiling look.

- Conveniently and quickly install wireless access points in suspended ceiling environment
- Access point mounts flush to the ceiling, providing an aesthetic, professionally installed appearance
- Tile bridge prevents ceiling tile sag or cracking

Technical Specifications

- Design: Recessed installation kit for installing wireless access points in fire rated 2’ x 2’ suspended ceiling tiles. Comprised of steel ceiling tile bridge, hanger wire, access point bracket, and trim for Aruba AP225.
- Performance: UL Listed for low-voltage applications and designed to meet NEC300-22 and 300-23 for plenum installations. OSHPD approved, OPM-0110-13.
- Access point trim is interchangeable for other access points
- Firestop grommet for insertion into back-box, large enough for 2 Cat6A cables
- Construction: 20 ga. galvanized steel tile bridge and back-box and white, powder-coated steel trim; solid back-box fills opening behind access point, creating an effective fire, smoke, and dust barrier to simplify ICRA compliance
- Enclosure must be supported by the building structure, independent of the suspended ceiling, per NEC paragraph 300.11; includes hanger wire
- Maximum weight inside enclosure is 25 lbs.
- AP max. operating temperature should be de-rated by 10° C inside the enclosure
- In healthcare environment specify “-F” for front-attach trim; the front-attach trim and AP can be detached from the mount without lifting ceiling tiles
- Size: 18 inches by 23.75 inches by 3 inches (457 mm by 603 mm by 76mm)

Standards for Safety

- UL 2416, Audio/Video, Information and Communication Technology Equipment Cabinet, Enclosure & Rack Systems
- CSA C22.2 NO. 60950-1-07 + Amd. 1 Amd. 2 Information Technology Equipment -- Safety. Part 1, General Requirements
- OSHPD Approval OPM-110-13

Configurations

AP-specific trim is included with the product. For different vendors' access points, please specify the trim required.

Note: The trim is interchangeable after installation. Please contact your Oberon representative for additional trim options.

There are two styles of trim for the 1044. The standard trim and mounting t-bar fasten into the back of the back box. Although this trim is smaller and more aesthetically pleasing, this requires access to the thumb screws in the back of the back box and this may not be desirable in healthcare environments. In healthcare environment, the 1044-XX-F trim is recommended. This trim fastens to the back-box from the front, with screws. It is not necessary to lift ceiling tiles to access, remove, or replace access points with the “-F” trim.

--Standard Trim--

Model Number	Description & Compatibility	Retrofit trim P/N
1044-AP205	Small trim for Aruba Networks AP205	37-4X-AP205
1044-AP215	Small trim for Aruba Networks AP215	37-4X-AP215
1044-AP225	Small trim for Aruba Networks AP225	37-4X-AP225
1044-AP325	Small trim for Aruba Networks AP325	37-4X-AP325
1044-CCOAP	Small trim for Cisco Enterprise APs	37-4X-CCOAP

--Front attach “-F” trim--

Model Number	Description & Compatibility	Retrofit trim P/N
1044-AP205-F	Front attach trim for Aruba Networks AP205	37-4X-AP205-F
1044-AP215-F	Front attach trim for Aruba Networks AP215	37-4X-AP215-F
1044-AP225-F	Front attach trim for Aruba Networks AP225	37-4X-AP225-F
1044-AP325-F	Front attach trim for Aruba Networks AP325	37-4X-AP325-F
1044-CCOAP-F	Front attach trim for Cisco Enterprise APs	37-4X-CCOAP-F

Measurements *(Maximum values):*

- Height: 18 in.
- Width: 23.75 in.
- Depth: 3 in.
- Item Weight: 8 lbs.
- Shipping Weight: 9 lbs.


Includes

- (1) Unit
- (1) 12.5" x 12.5" x 3" deep galvanized back-box
- (1) 18" x 23.75" ceiling tile bridge
- (1) AP-specific, white powder-coated trim (See Configurations)
- (1) Universal access point mounting T-bar
- (1) Fire stop cable grommet, large enough for 2 category 6A cables
- Installation instructions

Videos - <https://www.youtube.com/user/oberoninc>


Oberon Model 1044: Suspended Ceiling Wireless Access Point Installation Kit [View at https://youtu.be/8nmbJE4cUjA](https://youtu.be/8nmbJE4cUjA)

Documentation Links

 [Spec Sheet](http://oberoninc.com/index.php?option=com_content&view=article&id=2181&Itemid=399) - oberoninc.com/index.php?option=com_content&view=article&id=2181&Itemid=399

 [Installation Instructions](http://oberoninc.com/images/WebDocs/Model1044_Installation_Instructions.pdf) - oberoninc.com/images/WebDocs/Model1044_Installation_Instructions.pdf

 [Customer Prints](http://oberoninc.com/images/WebDocs/Model1044_Customer_Print.pdf) - oberoninc.com/images/WebDocs/Model1044_Customer_Print.pdf

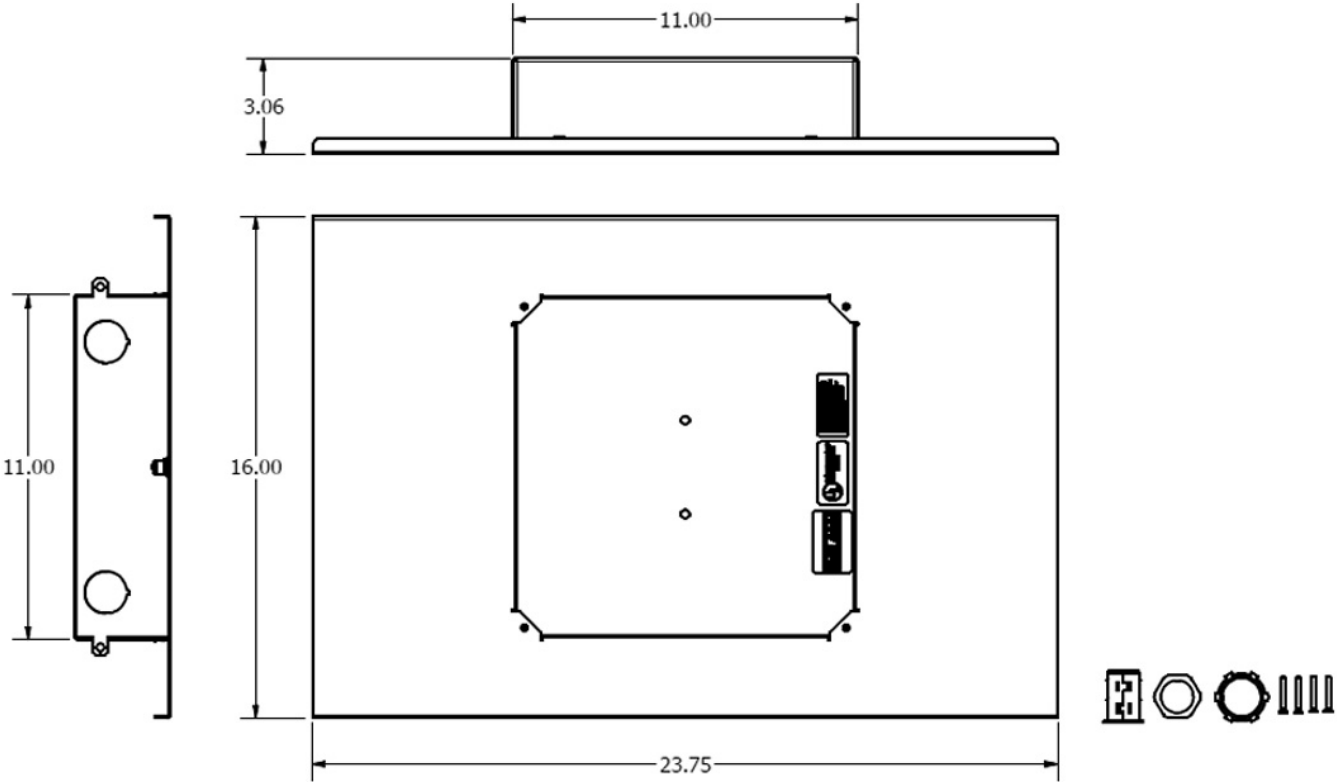
 [OSHPD OPM Drawing](http://oberoninc.com/images/WebDocs/Oberon_OPM.pdf) - http://oberoninc.com/images/WebDocs/Oberon_OPM.pdf

 [SECTION 27_21_33 DATA COMMUNICATIONS WIRELESS ACCESS POINTS](http://oberoninc.com/images/WebDocs/SECTION_27_21_33_DATA_COMMUNICATIONS_WIRELESS_ACCESS_POINTS.pdf) - [http://oberoninc.com/images/WebDocs/SECTION 27_21_33 DATA COMMUNICATIONS WIRELESS ACCESS POINTS.pdf](http://oberoninc.com/images/WebDocs/SECTION_27_21_33_DATA_COMMUNICATIONS_WIRELESS_ACCESS_POINTS.pdf)

Images and documents may depict similar models in the product series.

Dimensional Images

ENCLOSURE BACKBOX



TRIM

