



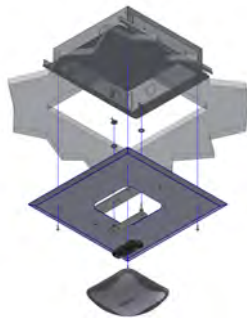
Model 1043-AP225 Recessed Ceiling WAP Install Kit- New construction

Category: Wall and Hard Ceiling - Recess Mount



Model 1043 offers the simplest way to recess WAPs into the ceiling for an aesthetic, professional installation. A cutout is made in the ceiling and the back-box is fastened to the ceiling joists (new construction). The WAP fastens to a WAP-specific trim, and the trim to the back-box. The WAP is recessed into the ceiling much like a recessed light fixture. Access point trim can be swapped easily for new trim if the WAP brand or model changes in the future. See specs for AP-specific model names.

Patent pending



Features & Benefits

- Conveniently and quickly install wireless access points in hard ceiling environments
- White, powder-coated, beveled access point trim provides a professional finish

Technical Specifications

- Design: Economical, recessed hard ceiling or wall installation kit designed for wireless access points with integrated antennas. Access point mounts in interchangeable bracket and trim, providing a professional finish. For new ceilings and walls (new construction). Designed for Aruba AP225 APs.
- Performance: UL Listed for low-voltage applications, and designed to meet NEC300-22 and 300-23 for plenum installations.
- Access point bracket and trim is interchangeable for other access points, without removing back-box
- Firestop grommet for insertion into back-box, large enough for 2 Cat6A cables
- 1" trade size knockouts in two walls
- Ceiling/wall bridges secure enclosure into ceiling joists
- Construction: 20 ga. galvanized steel back-box, and white, powder-coated 20 ga. steel trim; solid back-box fills opening behind access point, creating an effective fire, smoke, and dust barrier to simplify ICRA compliance
- Maximum weight inside enclosure is 25 lbs.
- Size: 14.67 inches by 14.67 inches by 3 inches (373 mm by 373 mm by 76mm); back-box is 11 inches by 11 inches x 3 inches

Standards for Safety

- UL 2416, Audio/Video, Information and Communication Technology Equipment Cabinet, Enclosure & Rack Systems
- CSA C22.2 NO. 60950-1-07 + Amd. 1 Amd. 2 Information Technology Equipment -- Safety. Part 1, General Requirements

Configurations

Please specify WAP-specific trim. For other access points, please contact your Oberon representative.

Model Number	Description & Compatibility	Retrofit trim P/N
1043-AP205	Front attach trim for Aruba Networks AP205	37-4X-AP205-F
1043-AP215	Front attach trim for Aruba Networks AP215	37-4X-AP215-F
1043-AP225	Front attach trim for Aruba Networks AP225	37-4X-AP225-F
1043-AP325	Front attach trim for Aruba Networks AP325	37-4X-AP325-F
1043-CCOAP	Front attach trim for Cisco Enterprise APs	37-4X-CCOAP-F

For old construction, refer to Model 1042.

Measurements *(Maximum values):*

- Height: 3 in.
- Width: 11 in.
- Depth: 11 in.
- Item Weight: 5 lbs.
- Shipping Weight: 6 lbs.





Includes

- (1) Galvanized back-box
- (1) Vendor-specific access point trim; white, powder-coated (See Configurations)
- (1) Access point mounting bracket
- (4) Trim fastening hardware
- (1) Firestop cable grommet for back-box, large enough for 2 category 6A cables
- Installation Instructions

Videos - <https://www.youtube.com/user/oberoninc>

Oberon Model 1043: Recessed Hard Ceiling Wireless Access Point Installation Kit - New Construction [View at https://youtu.be/K6q8_wWA-Bg](https://youtu.be/K6q8_wWA-Bg)

Documentation Links

-  [Spec Sheet](http://oberoninc.com/index.php?option=com_content&view=article&id=2211&Itemid=399) - oberoninc.com/index.php?option=com_content&view=article&id=2211&Itemid=399
-  [Installation Instructions](http://oberoninc.com/images/WebDocs/Model1043-AP205_Installation_Instructions.pdf) - oberoninc.com/images/WebDocs/Model1043-AP205_Installation_Instructions.pdf
-  [Customer Prints](http://oberoninc.com/images/WebDocs/Model1043-XX_Customer_Print.pdf) - oberoninc.com/images/WebDocs/Model1043-XX_Customer_Print.pdf
-  [SECTION 27_21_33 DATA COMMUNICATIONS WIRELESS ACCESS POINTS](http://oberoninc.com/images/WebDocs/SECTION 27_21_33 DATA COMMUNICATIONS WIRELESS ACCESS POINTS.pdf) - http://oberoninc.com/images/WebDocs/SECTION 27_21_33 DATA COMMUNICATIONS WIRELESS ACCESS POINTS.pdf

Images and documents may depict similar models in the product series.

Dimensional Images

