



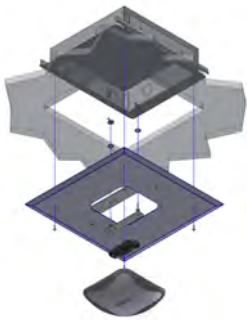
Model 1042-AP215 Recessed Ceiling WAP Install Kit- Old construction

Category: Wall and Hard Ceiling - Recess Mount

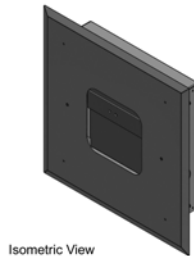


Model 1042 provides the simplest way to recess WAPs into the ceiling for an aesthetic, professional installation. A cutout is made in the ceiling and the back-box is fastened to the ceiling (remodel). The WAP fastens to the WAP-specific trim, and the trim to the back-box. The WAP is recessed into the ceiling much like a recessed light fixture. Access point trim can be easily swapped for new trim if the WAP brand or model changes in the future. See specs for AP-specific model names.

Patent pending



Firestop Grommet



Isometric View

Features & Benefits

- Conveniently and quickly install wireless access points in hard ceiling environments
- White, powder-coated, beveled access point trim provides a professional finish

Technical Specifications

- Galvanized 18 ga. steel steel back-box fills opening for code compliance
- White, powder-coated 20 ga. steel access point trim; see configurations to specify WAP trim
- Ceiling mounts must be supported by the building structure
- Remodel/Old Construction (OC) product includes dog leg ceiling fasteners

Standards for Safety

- UL 2416, Audio/Video, Information and Communication Technology Equipment Cabinet, Enclosure & Rack Systems
- CSA C22.2 NO. 60950-1-07 + Amd. 1 Amd. 2 Information Technology Equipment -- Safety. Part 1, General Requirements

Configurations

Please specify WAP-specific trim. For other access points, please contact your Oberon representative.

Model Number	Description & Compatibility	Retrofit trim P/N
1042-AP205	Front attach trim for Aruba Networks AP205	37-4X-AP205-F
1042-AP215	Front attach trim for Aruba Networks AP215	37-4X-AP215-F
1042-AP225	Front attach trim for Aruba Networks AP225	37-4X-AP225-F
1042-AP325	Front attach trim for Aruba Networks AP325	37-4X-AP325-F
1042-CCOAP	Front attach trim for Cisco Enterprise APs	37-4X-CCOAP-F

For new construction, refer to Model 1043.


Measurements *(Maximum values):*

- Height: 3 in.
- Width: 11 in.
- Depth: 11 in.
- Item Weight: 5 lbs.
- Shipping Weight: 6 lbs.

Includes

- (1) Unit
- (2) Wall/ceiling bridge
- (4) #6-32 X 1/2" screw
- (2) #8-32 wing nut
- (2) 5/16" Lock washer
- (2) Wire tie
- (1) Trim
- (1) T-bar clip
- (1) 1" Conduit fitting with nut
- (1) Firestop grommet
- (1) Support wire
- (1) Installation instructions

Documentation Links

 [Spec Sheet](http://oberoninc.com/index.php?option=com_content&view=article&id=2193&Itemid=399) - oberoninc.com/index.php?option=com_content&view=article&id=2193&Itemid=399

 [Installation Instructions](http://oberoninc.com/images/WebDocs/Model1043-AP205_Installation_Instructions.pdf) - oberoninc.com/images/WebDocs/Model1043-AP205_Installation_Instructions.pdf

 [Customer Prints](http://oberoninc.com/images/WebDocs/Model1042_Customer_Print.pdf) - oberoninc.com/images/WebDocs/Model1042_Customer_Print.pdf

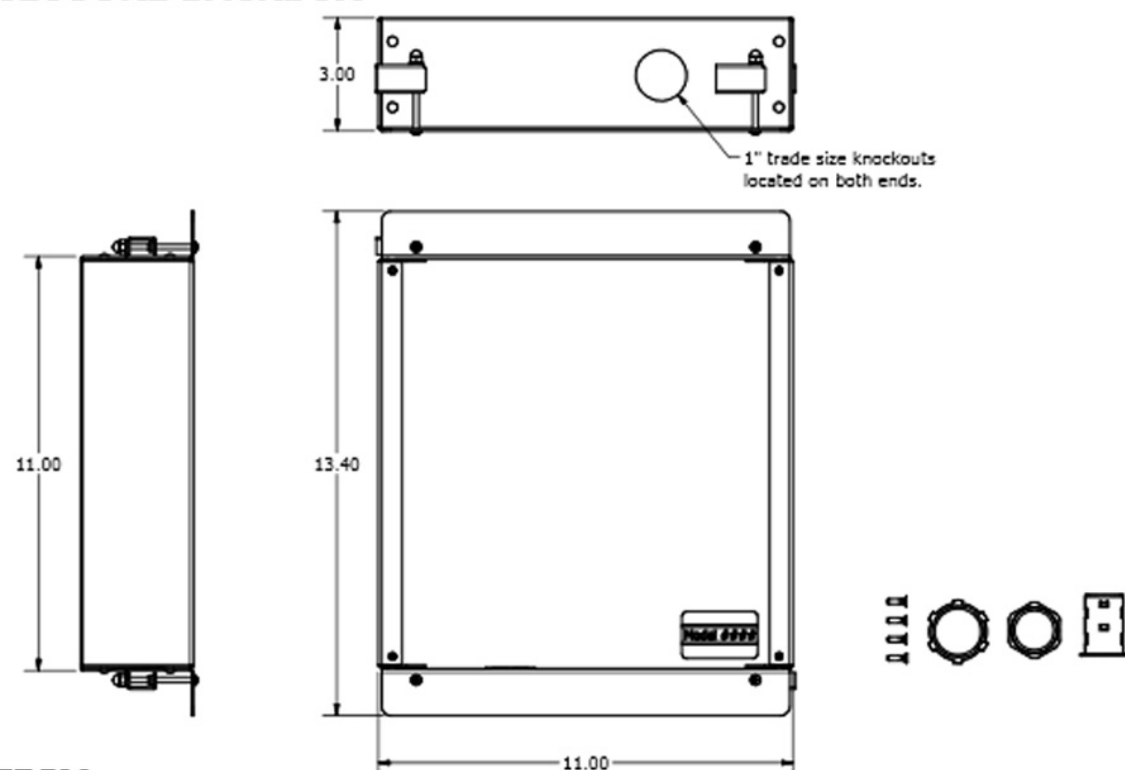
 [SECTION 27_21_33 DATA COMMUNICATIONS WIRELESS ACCESS POINTS](http://oberoninc.com/images/WebDocs/SECTION_27_21_33_DATA_COMMUNICATIONS_WIRELESS_ACCESS_POINTS.pdf) -

[http://oberoninc.com/images/WebDocs/SECTION_27_21_33 DATA COMMUNICATIONS WIRELESS ACCESS POINTS.pdf](http://oberoninc.com/images/WebDocs/SECTION_27_21_33_DATA_COMMUNICATIONS_WIRELESS_ACCESS_POINTS.pdf)

Images and documents may depict similar models in the product series.

Dimensional Images

ENCLOSURE BACKBOX



TRIM

**NOTE: Trim cutout specific to access point

