




## Model 1024-C

### Polycarbonate NEMA 4 WAP Enclosure-Clear door

Category: Indoor/Outdoor NEMA



This compact NEMA 4X enclosure is designed to protect wireless LAN WAPs with internal or external antennas in challenging indoor/outdoor environments. This rugged polycarbonate enclosure protects the WAP from weather, dust, and impacts, and is transparent to wireless signals so WAPs with body integrated antennas or small detachable antennas may be protected. The enclosure has a hinged door, molded-in padlock hasps for locking, and interior panel for attaching WAPs. Enclosure is paintable.



Isometric View

## Features & Benefits

- Designed for protecting leading vendors' enterprise wireless access points and DAS remotes, inside and outside
- Hinged cover, latchable, lockable

## Technical Specifications

- Design: PBT/Polycarbonate blended NEMA wireless access point enclosure designed for wall or mast mounting indoors or outdoors, where secure mounting is required. Large enough for access points with external dipole antennas. Clear, hinged, lockable door.
- Performance: Designed to NEMA 1, 2, 4, 4X, 12, and 13, and IEC529-IP66 specifications for indoor/outdoor wet, dirty, or corrosive environments. UV-stabilized for exposure to direct sunlight. Transparent to wireless signals. Paintable
- Clear, hinged, gasketed door with hasps for padlock
- Internal plastic universal mounting panel
- Construction: UL listed to UL508; back-box is light gray UL94-5VA PBT/PC blended plastic; door is UL94-V0 clear polycarbonate
- AP max. operating temperature should be de-rated by 9° C inside the enclosure
- Exterior size: 15.7 inches by 11.7 inches by 4.8inches (400mm by 297mm by 122mm; interior dimensions: 14.9 inches by 10.9 inches by 4.5 inches (376 mm by 274 mm by 114 mm)

## Configurations

Model Number	Description
1024-00	PBT/Polycarbonate NEMA 4 enclosure for WAP, with hinged, solid door
1024-C	PBT/Polycarbonate NEMA 4 enclosure for WAP, with hinged, clear door

## Measurements *(Maximum values):*

- Height: 15.7 in.
- Width: 11.7 in.
- Depth: 4.8 in.
- Item Weight: 6.3 lbs.
- Shipping Weight: 8 lbs.


## Includes

- (1) Unit
- (4) Stainless steel wall mounting brackets
- (2) 1/2" O.D. Nylon spacer
- (1) T-Bar bracket
- (2) #6 x 7/8" screw
- (4) #8 x 3/8" screw
- (4) M5 x 10mm screw
- (1) Interior mounting panel for most vendors' access points
- Installation instructions

## Available Accessories

- Outdoor Pole Mounting Bracket - 35-POLE-MOUNT-BRACKET


## Documentation Links

 [Spec Sheet](https://oberoninc.com/index.php?option=com_content&view=article&id=2096&Itemid=399) - oberoninc.com/index.php?option=com\_content&view=article&id=2096&Itemid=399

 [Installation Instructions](https://oberoninc.com/images/WebDocs/Model1024-00_Installation_Instructions.pdf) - oberoninc.com/images/WebDocs/Model1024-00\_Installation\_Instructions.pdf

 [Customer Prints](https://oberoninc.com/images/WebDocs/Model1024-C_Customer_Print.pdf) - oberoninc.com/images/WebDocs/Model1024-C\_Customer\_Print.pdf

 [Weatherproofing Instructions](https://oberoninc.com/images/WebDocs/Model1024-00_Assembly_w_Cisco_AP.pdf) - oberoninc.com/images/WebDocs/Model1024-00\_Assembly\_w\_Cisco\_AP.pdf

 [App Note - Wireless Coverage FAQ](https://oberoninc.com/images/WebDocs/Model1025-00_coverage_FAQ.pdf) - oberoninc.com/images/WebDocs/Model1025-00\_coverage\_FAQ.pdf

 [SECTION 27\\_21\\_33 DATA COMMUNICATIONS WIRELESS ACCESS POINTS](https://oberoninc.com/images/WebDocs/SECTION_27_21_33_DATA_COMMUNICATIONS_WIRELESS_ACCESS_POINTS.pdf) -

[http://oberoninc.com/images/WebDocs/SECTION\\_27\\_21\\_33 DATA COMMUNICATIONS WIRELESS ACCESS POINTS.pdf](http://oberoninc.com/images/WebDocs/SECTION_27_21_33_DATA_COMMUNICATIONS_WIRELESS_ACCESS_POINTS.pdf)

*Images and documents may depict similar models in the product series.*

Dimensional Images

