



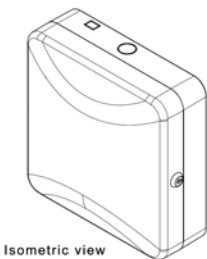
Model 1015-C

11" ABS WAP Lock-box: T-bar, Translucent door

Category: Wall and Hard Ceiling - Surface Mount - Surface Mount - Enclosures



Compact, non-metallic enclosure secures and protects WAPs in residence halls, hotels, retail locations and other indoor venues. This rugged ABS plastic enclosure is virtually transparent to wireless signals so WAPs with integrated antennas or small detachable antennas may be protected. The box can be mounted directly over the telecommunication outlet, and cable raceway or conduit can be conveniently terminated.



Isometric view

Features & Benefits

- Accommodates most vendors' enterprise access points
- Locking, fully-hinged door
- Simplify code, industry directives, policy, and aesthetics compliance

Technical Specifications

- Design: Wireless access point enclosure with translucent, frosted door, designed to be surface mounted on hard-lid ceilings or walls. Designed to accommodate wireless access points with integrated or non-detachable antennas from most vendors.
- Performance: Ventilated, paintable, impact-resistant ABS plastic enclosure is virtually transparent to wireless signals
- Oberon Skybar-shaped locking, fully-hinged door, keyed alike
- Universal T-bar for most vendors' access points
- Opening in back allows for placement directly over outlet
- Twistouts in sidewalls for conduit or raceway
- Construction: UL 94-HB Classified ABS; box is white; door is translucent, frosted
- AP max. operating temperature should be de-rated by 9° C inside the enclosure
- Size: 11.1 inches by 11.1 inches by 4.4 inches (282 mm by 282 mm by 112 mm)

Configurations

Please specify configuration when ordering.

Model Number	Description
1015	11" ABS WAP Lock-box: Solid door
1015-C	11" ABS WAP Lock-box: T-bar, Translucent door

Measurements *(Maximum values):*

- Height: 11 in.
- Width: 11 in.
- Depth: 4 in.
- Item Weight: 3 lbs.
- Shipping Weight: 4 lbs.

Includes


- (1) Unit
- (1) Internal universal access point mounting T-bar bracket
- (2) Keys for lock
- Installation instructions

Available Accessories


Ceiling Plate:

- P/N 39-1015-PLATE: Ceiling hanger plate for Model 1015

Documentation Links

 [Spec Sheet](http://oberoninc.com/index.php?option=com_content&view=article&id=1259&Itemid=399) - oberoninc.com/index.php?option=com_content&view=article&id=1259&Itemid=399

 [Installation Instructions](http://oberoninc.com/images/WebDocs/Model1015-00_Installation_Instructions.pdf) - oberoninc.com/images/WebDocs/Model1015-00_Installation_Instructions.pdf

 [Customer Prints](http://oberoninc.com/images/WebDocs/Model1015_Customer_Print.pdf) - oberoninc.com/images/WebDocs/Model1015_Customer_Print.pdf

 [App Note - Wireless Coverage FAQ](http://oberoninc.com/images/WebDocs/Application_Note_Wireless_Coverage_FAQ.pdf) - oberoninc.com/images/WebDocs/Application_Note_Wireless_Coverage_FAQ.pdf

 [SECTION 27_21_33 DATA COMMUNICATIONS WIRELESS ACCESS POINTS](http://oberoninc.com/images/WebDocs/SECTION_27_21_33_DATA_COMMUNICATIONS_WIRELESS_ACCESS_POINTS.pdf) -

[http://oberoninc.com/images/WebDocs/SECTION_27_21_33 DATA COMMUNICATIONS WIRELESS ACCESS POINTS.pdf](http://oberoninc.com/images/WebDocs/SECTION_27_21_33_DATA_COMMUNICATIONS_WIRELESS_ACCESS_POINTS.pdf)

Images and documents may depict similar models in the product series.

Dimensional Images

