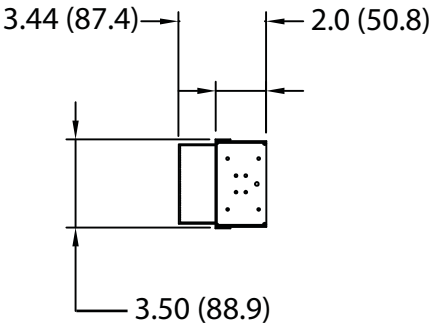
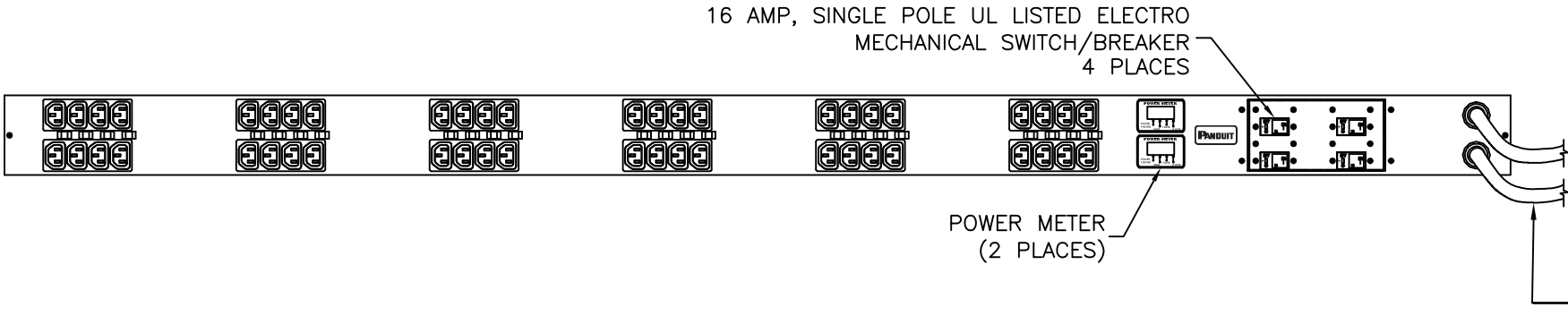
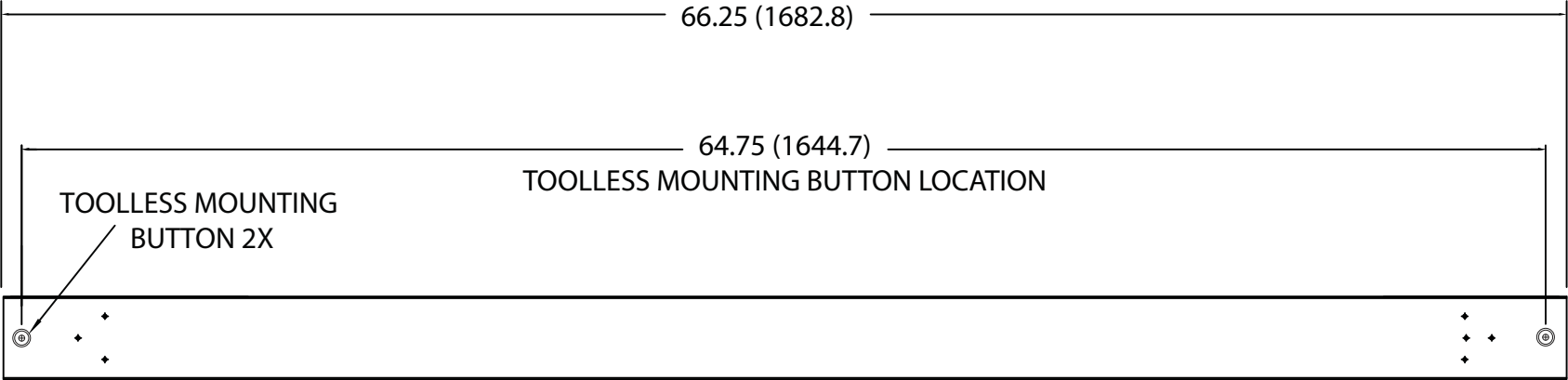
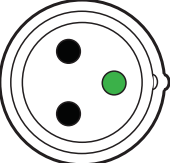


THIS COPY IS PROVIDED ON A RESTRICTED BASIS AND IS NOT TO BE USED IN ANY WAY DETRIMENTAL TO THE INTERESTS OF PANDUIT CORP.

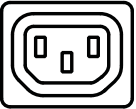
PANDUIT P/N	WEIGHT
VB1D2B4CM48M1	24 lb (10.9 kg)

- NOTES:
1. IDENTIFICATION: VERTICAL, (48) C-13, METERED
230V / 32A / SINGLE-PHASE POU
 2. ACCESSORY COMPONENTS:
(4) M6 x 20mm MOUNTING SCREWS
(4) 12-24 x 1/2" MOUNTING SCREWS
(2) #10-32 LOCKING COLLAR SCREWS
(2) L-BRACKETS
 3. DIMENSIONS IN PARENTHESES ARE METRIC (mm).
 4. POWER METER - RED, 4-DIGIT LED CONTINUOUSLY SCROLLS THROUGH POWER FACTOR, AMPS, VOLTS (RMS), AND REAL POWER IN WATTS (RMS).
 5. UNIT COMPLIES WITH IEC 60950-1, EN55022, EN55024, GOST AND IS CE & C-TICK MARKED.
 6. RoHS COMPLIANT.
 7. VISIT OUR ON-LINE CATALOG AT WWW.PANDUIT.COM FOR A CURRENT LIST OF PRODUCTS APPLICABLE FOR USE WITH THIS PART.
 8. MAXIMUM AVAILABLE INPUT POWER = 7.4 KW
 9. INSTALLATION SHALL COMPLY WITH ALL APPLICABLE NATIONAL, STATE, AND LOCAL CODES





PLUG (2)
32 AMP, 250V, SINGLE-PHASE
2P/3W
IEC 60309, SPLASHPROOF



FOURTY-EIGHT (48)
RECEPTACLES
10 AMP, 250V
STRAIGHT BLADE
IEC 60320/C13

REV	DATE	BY	CHK	DESCRIPTION	ECN	R	CUST	SUP	OTH
01A	8-15-12	PIP	MRWA	C. ADDED BUTTON MOUNTING NOTE.	09V098GW				
00B	10-19-11	MRWA	KRKE	A. UPDATED NOTES 5 & 8 B. ADDED NOTE 9	09V098GW				
00A	2-10-11	MAV	KRKE	RELEASED TO PRODUCTION	09V098GW				

MODEL FILENAME		09V098GW/01.PRT	
CAD FILENAME/LAYERS		09V098GW_DC/01A.PRT	
PANDUIT		CORP TINLEY PARK, ILLINOIS	
VERTICAL, (48) C-19, METERED		POWER OUTLET UNIT	
CUSTOMER DRAWING			
UNLESS OTHERWISE SPECIFIED, DIMENSIONAL TOLERANCES ARE:		UNLESS OTHERWISE SPECIFIED,	
INCHES		ALL DIMENSIONS ARE GIVEN IN	
X.X +/- 0.03		INCHES, THIRD ANGLE PROJECTION	
X.XX +/- 0.015			
X.XXX +/- 0.005			
DRAWN BY		SCALE	
MAV		NONE	
DATE		DRAWING NO.	
2-10-11		09V098GW	
CHK'D		DWG	
KRKE		B	
		SIZE	