

2



1

THIS COPY IS PROVIDED ON A RESTRICTED BASIS AND IS NOT TO BE USED IN ANY WAY DETRIMENTAL TO THE INTERESTS OF PANDUIT CORP.

NOTES:
1. IDENTIFICATION: VERTICAL, MIXED (24) C-13 & (6) C-19
230/400V / 32A / THREE-PHASE WYE POU

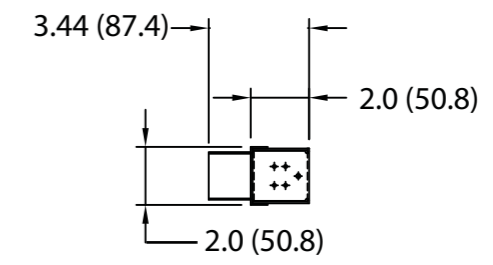
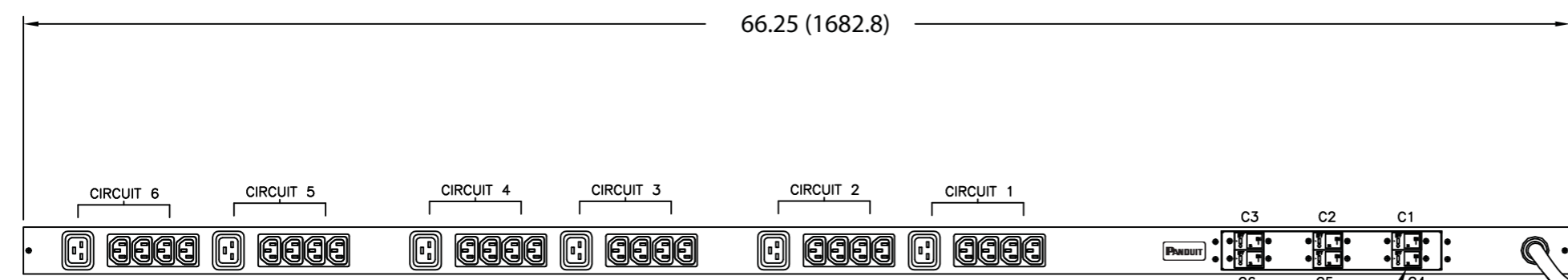
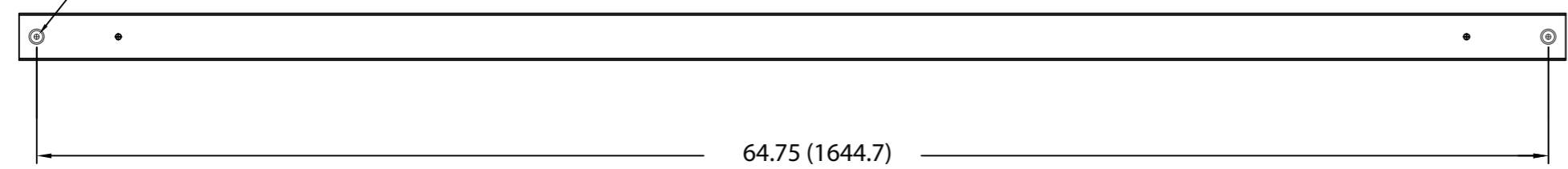
PART NO. COLOR
VB0D2P3BN30P1 BLACK

PANDUIT P/N	WEIGHT
VB0D2P3BN30P1	17 lb (7.7 kg)

2. ACCESSORY COMPONENTS:
(4) M6 x 20mm MOUNTING SCREWS
(4) #12-24 x 1/2" MOUNTING SCREWS
(2) #10-32 LOCKING COLLAR SCREWS
(2) L-BRACKETS

3. DIMENSIONS IN PARENTHESES ARE METRIC (mm).
4. UNIT COMPLIES WITH IEC 60950-1, EN55022, EN55024, GOST AND IS CE & C-TICK MARKED.
5. RoHS COMPLIANT.
6. VISIT OUR ON-LINE CATALOG AT WWW.PANDUIT.COM FOR A CURRENT LIST OF PRODUCTS APPLICABLE FOR USE WITH THIS PART.
7. MAXIMUM AVAILABLE INPUT POWER = 22.1 KW
8. INSTALLATION SHALL COMPLY WITH ALL APPLICABLE NATIONAL, STATE, AND LOCAL CODES.

TOOLLESS MOUNTING
BUTTON 2X



16 AMP, SINGLE POLE UL LISTED ELECTRO MECHANICAL SWITCH/BREAKER 6 PLACES

3 METER INLET POWER CORD

PLUG
32 AMP, 230/400V x 3~ WYE
4P/5W
IEC 60309, SPLASHPROOF

TWENTY-FOUR (24)
RECEPTACLES
10 AMP, 250V
STRAIGHT BLADE
IEC 60320/C13

SIX (6)
RECEPTACLES
16 AMP, 250V
STRAIGHT BLADE
IEC 60320/C19

REV	DATE	BY	CHK	DESCRIPTION	ECN	R	CUST	SUP	OTH
O2A	3-7-14	MRWA	KRKE	C. UPDATED CIRCUIT BREAKERS					
O1A	8-15-12	PIP	MRWA	A. UPDATED NOTE #7. B. ADDED NOTE #8.					
O0A	2-10-11	MAV	KRKE	RELEASED TO PRODUCTION					

MODEL FILENAME	09V098HJ/02.PRT
CAD FILENAME/LAYERS	09V098HJ_DC/02A.PRT
PANDUIT CORP. TINLEY PARK, ILLINOIS	
VERTICAL, MIXED (24) C-13 & (6) C-19 POWER OUTLET UNIT CUSTOMER DRAWING	
UNLESS OTHERWISE SPECIFIED, DIMENSIONAL TOLERANCES ARE: INCHES: X.X +/- 0.03, X.XX +/- 0.015, X.XXX +/- 0.005 [METRIC - MILLIMETER]: X +/- 0.8, X.X +/- 0.4, X.XX +/- 0.13	
UNLESS OTHERWISE SPECIFIED, ALL DIMENSIONS ARE GIVEN IN INCHES, THIRD ANGLE PROJECTION	SCALE: NONE
DRAWN BY: MAV DATE: 2-10-11 CHK'D: KRKE	MAT'L: DRAWING NO.: 09V098HJ DWG SIZE: B

2



1