

THIS COPY IS PROVIDED ON A RESTRICTED BASIS AND IS NOT TO BE USED IN ANY WAY DETRIMENTAL TO THE INTERESTS OF PANDUIT CORP.

NOTES:  
 1. IDENTIFICATION: VERTICAL, (20) 5-15R  
 120V / 15A / SINGLE-PHASE POU

PANDUIT P/N	WEIGHT
CMRPSV15SIL	9 lb (4.1 kg)

PART NO. CMRPSV15SIL  
 COLOR BLACK

2. ACCESSORY COMPONENTS:  
 (4) #10-32 x 1/2" MOUNTING SCREWS  
 (4) #12-24 x 1/2" MOUNTING SCREWS  
 (2) #10-32 LOCKING COLLAR SCREWS  
 (2) L-BRACKETS

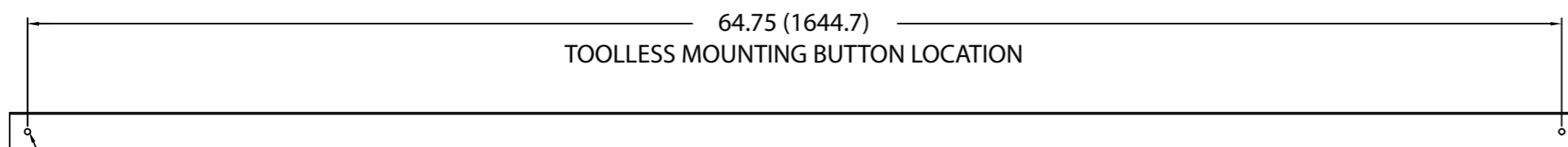
3. DIMENSIONS IN PARENTHESES ARE METRIC (mm).  
 4. SURGE SUPPRESSION UP TO 330V OR 720 JOULES.  
 5. UL® & c-UL® LISTED 60950.

6. RoHS COMPLIANT.

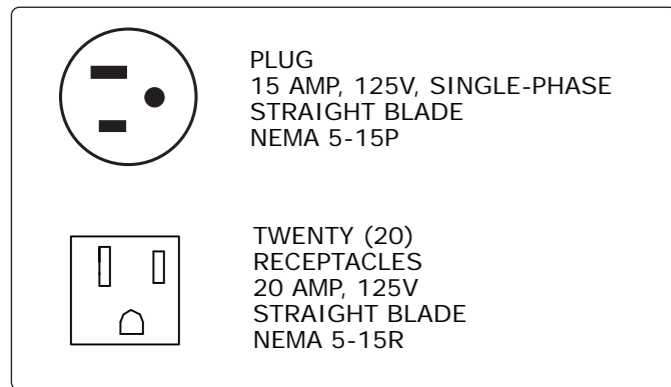
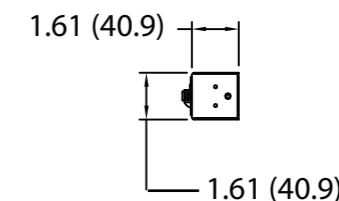
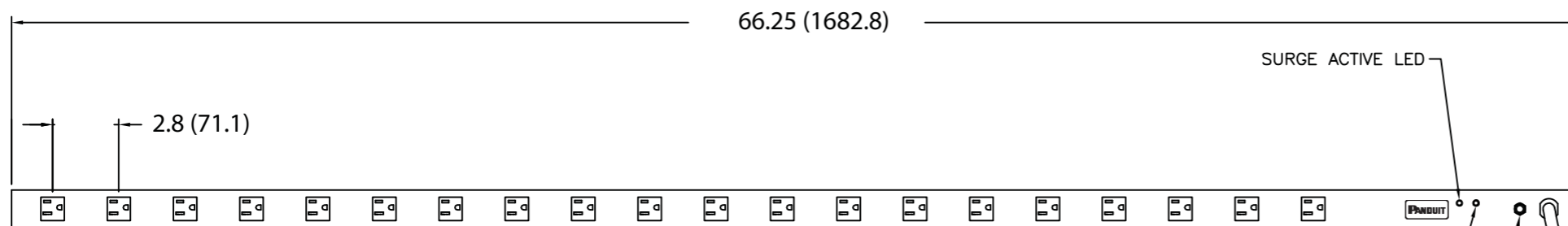
7. VISIT OUR ON-LINE CATALOG AT WWW.PANDUIT.COM FOR A CURRENT LIST OF PRODUCTS APPLICABLE FOR USE WITH THIS PART.

8. MAXIMUM AVAILABLE INPUT POWER = 1.4 KW

9. INSTALLATION SHALL COMPLY WITH ALL APPLICABLE NATIONAL, STATE, AND LOCAL CODES.



TOOLESS MOUNTING BUTTON 2X



REV	DATE	BY	CHK	DESCRIPTION	ECN	R	CUST	SUP	OTH
01A	9-11-12	PIP	MRWA	A. ADDED NOTE #9. B. UPDATED BUTTON MOUNTING NOTE.	09V098YB				
00A	10-26-11	MRWA	KRKE	RELEASED TO PRODUCTION	09V098YB				

MODEL FILENAME	09V098YB/01.PRT
CAD FILENAME/LAYERS	09V098YB_DC/01A.PRT
<b>PANDUIT</b> CORP. TINLEY PARK, ILLINOIS	
VERTICAL, (20) 5-15R POWER OUTLET UNIT CUSTOMER DRAWING	
UNLESS OTHERWISE SPECIFIED, DIMENSIONAL TOLERANCES ARE: INCHES: X.X +/- 0.03, X.XX +/- 0.015, X.XXX +/- 0.005 [METRIC - MILLIMETER]: X +/- 0.8, X.X +/- 0.4, X.XX +/- 0.13	UNLESS OTHERWISE SPECIFIED, ALL DIMENSIONS ARE GIVEN IN INCHES, THIRD ANGLE PROJECTION
DRAWN BY: MRWA DATE: 10-26-11 CHK'D: KRKE	MAT'L: NONE SCALE: NONE DRAWING NO.: 09V098YB DWG SIZE: B