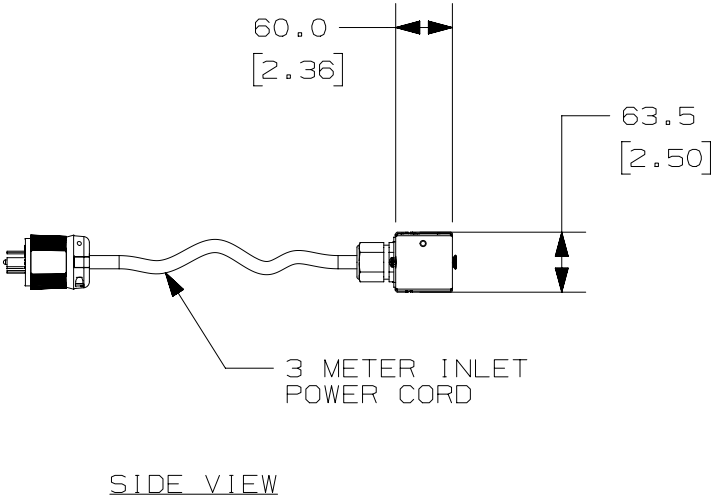
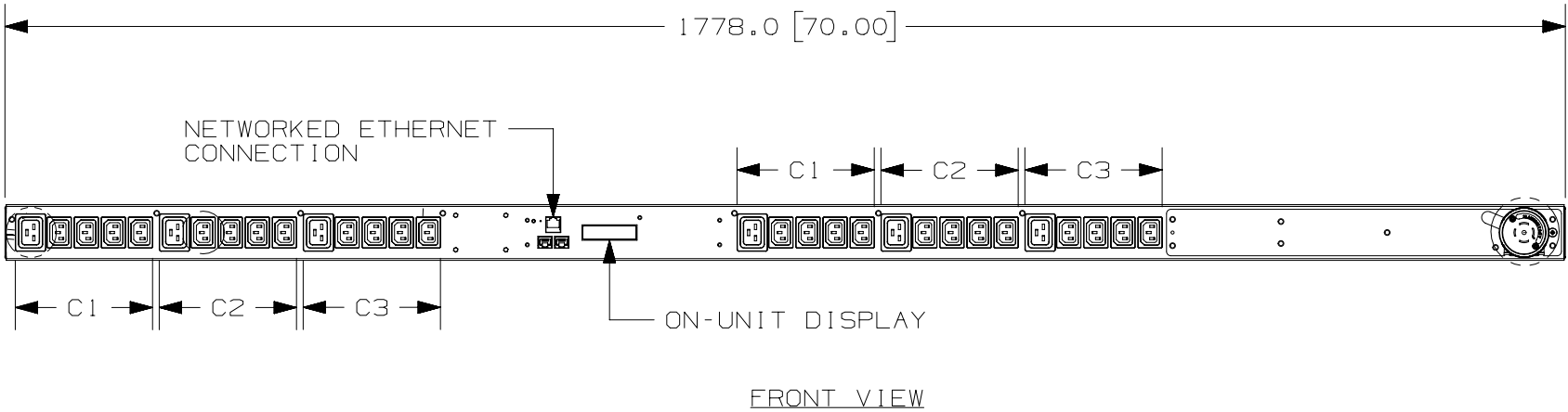
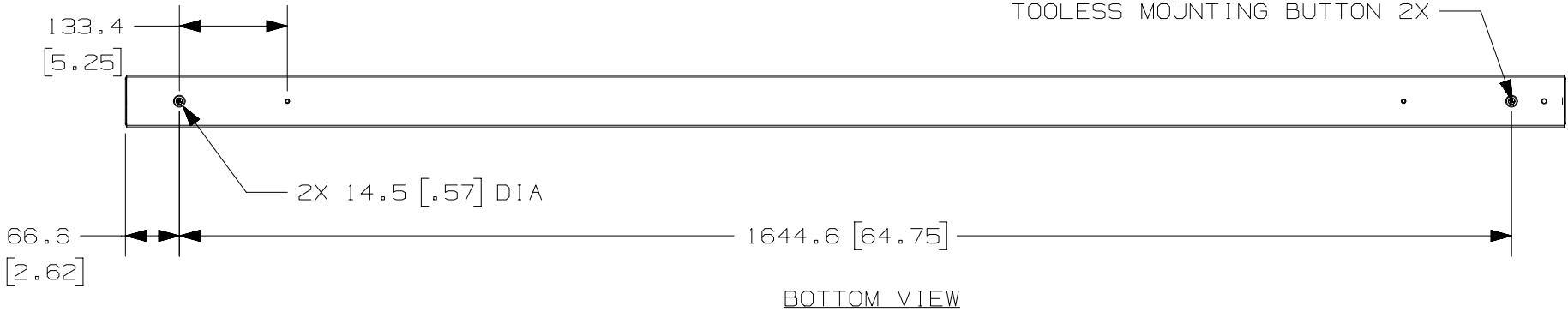


THIS COPY IS PROVIDED ON A RESTRICTED BASIS AND IS NOT TO BE USED IN ANY WAY DETRIMENTAL TO THE INTERESTS OF PANDUIT CORP.

PANDUIT P/N	WEIGHT
Q1N2B1JOA30AHA0	6.97kg (15.4lb)

- NOTES:
1. IDENTIFICATION: VERTICAL, MIXED (24) C-13 & (6) C-19, NETWORKED 208V / 20A / THREE-PHASE WYE PDU
 2. ACCESSORY COMPONENTS: (1) QUICK-START GUIDE
 3. PRIMARY DIMENSIONS ARE IN MILLIMETERS, SECONDARY DIMENSIONS IN [INCHES].
 4. PHASE (XY, YZ, ZX) AND CIRCUIT LEVEL POWER (AMPS, VOLTS, kWh, kVA, POWER FACTOR, FREQUENCY) MONITORING AND ENVIRONMENTAL SENSOR DATA CAN BE ACCESSED REMOTELY VIA ETHERNET CONNECTION OR ON-UNIT DISPLAY.
 5. RoHS COMPLIANT.
 6. VISIT OUR ON-LINE CATALOG AT WWW.PANDUIT.COM FOR A CURRENT LIST OF PRODUCTS APPLICABLE FOR USE WITH THIS PART.
 7. MAXIMUM AVAILABLE INPUT POWER = 5.7 kW
 8. INSTALLATION SHALL COMPLY WITH ALL APPLICABLE NATIONAL, STATE, AND LOCAL CODES.

PART NO. Q1N2B1JOA30AHA0
COLOR BLACK



PLUG
20 AMP, 250V × 3- WYE
TWIST LOCK
NEMA L21-20P

TWENTY-FOUR (24)
RECEPTACLES
15 AMP, 250V
STRAIGHT BLADE
IEC 60320/C13

SIX (6)
RECEPTACLES
20 AMP, 230V
STRAIGHT BLADE
IEC 60320/C19

03A	5-20-14	PIP	MRWA	EDM	RELEASED TO PRODUCTION	12V091TW-DC
REV	DATE	BY	CHK	APR	DESCRIPTION	ECN

WE ASK THAT YOU CHECK FULLY THE DIMENSIONS, NOTES, AND SIGN THE CLIENT SIGNATURE BOX.

THE JOB WILL NOT PROGRESS WITHOUT SIGNED APPROVAL. PLEASE DO NOT DELAY IN RETURNING PROOF AS IT WILL AFFECT DELIVERY.

SIGN

DATE

PRINT

TITLE

Q1N2B1JOA30AHA0

CUSTOMER DRAWING

ITEM REVISION NAME

12V091TW/03.PRT

DATASET FILE NAME

12V091TW_DC/03A.PRT

UNLESS OTHERWISE SPECIFIED, DIMENSIONAL TOLERANCES ARE:

INCHES			METRIC - MILLIMETER		ANGLE
X.X	+/- 0.03		X.X	+/- 0.8	
X.XX	+/- 0.018		X.X	+/- 0.46	+/- 1°
X.XXX	+/- 0.007		X.XX	+/- 0.18	

MATERIAL/COLOR:

N/A

DRAWING NUMBER:

12V091TW-DC

THIRD ANGLE PROJECTION

DRAWN BY

PIP

DATE

5-20-14

CHK

MRWA

SCALE

NONE

SHT 1 OF 1

SIZE

B