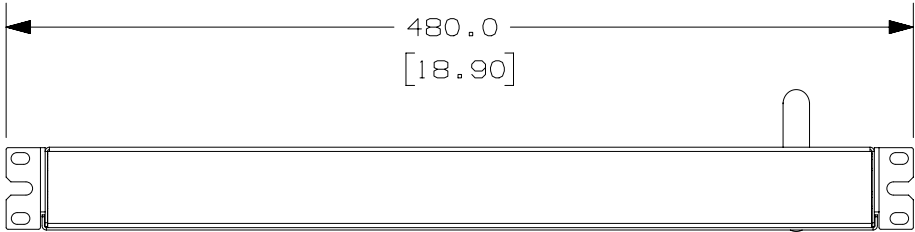


PANDUIT P/N	WEIGHT
H1B1B1D0A10AKA0	4.3kg (9.54lbs)

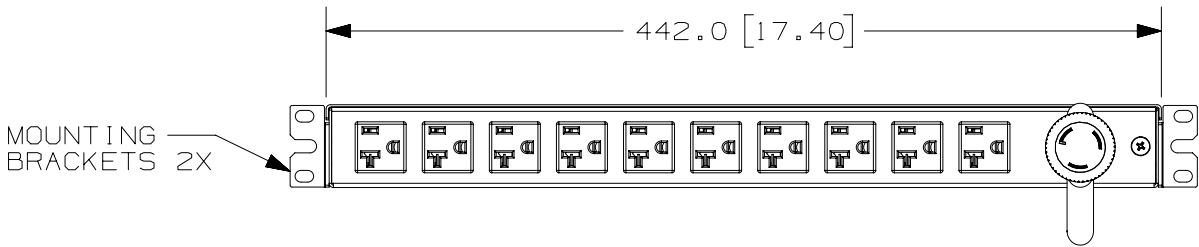
NOTES:  
1. IDENTIFICATION: HORIZONTAL, (10) NEMA 5-20R, BASIC, 120V / 20A / SINGLE-PHASE PDU

PART NO. H1B1B1D0A10AKA0  
COLOR BLACK

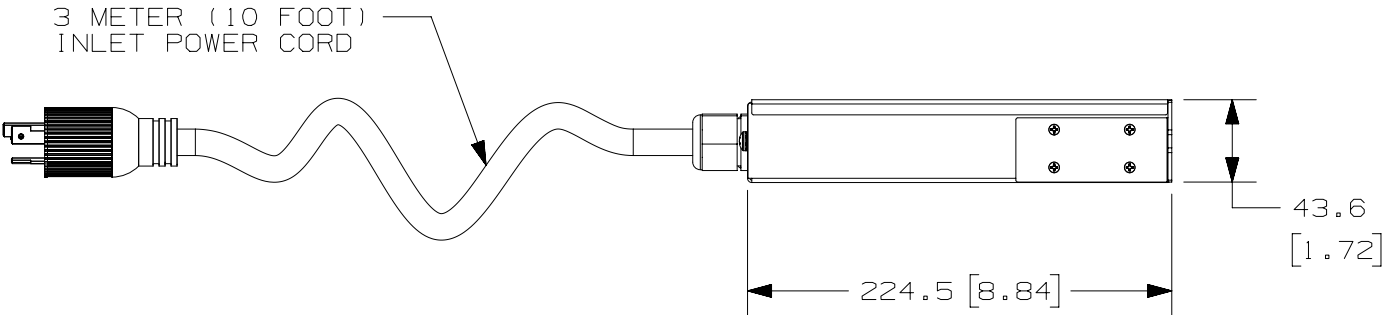
2. ACCESSORY COMPONENTS:  
(1) QUICK-START GUIDE  
(4) #12-24 SCREWS  
(4) M6 x 20mm SCREWS
3. PRIMARY DIMENSIONS ARE IN MILLIMETERS, SECONDARY DIMENSIONS IN [INCHES].
4. RoHS COMPLIANT.
5. VISIT OUR ON-LINE CATALOG AT WWW.PANDUIT.COM FOR A CURRENT LIST OF PRODUCTS APPLICABLE FOR USE WITH THIS PART.
6. MAXIMUM AVAILABLE INPUT POWER = 1.9 kW
7. INSTALLATION SHALL COMPLY WITH ALL APPLICABLE NATIONAL, STATE, AND LOCAL CODES.
8. PRINTED WITH PHASE & CIRCUIT IDENTIFICATION.



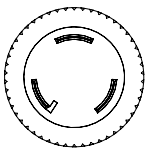
FRONT VIEW



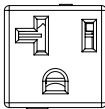
REAR VIEW



SIDE VIEW



PLUG  
20 AMP, 125V  
STRAIGHT BLADE  
NEMA L5-20P



TEN (10)  
RECEPTACLES  
20 AMP, 125V  
STRAIGHT BLADE  
NEMA 5-20R

00A	09-19-14	SAT	MRWA	EDM	RELEASED TO PRODUCTION	12V092DA-DC	
REV	DATE	BY	CHK	APR	DESCRIPTION	ECN	

WE ASK THAT YOU CHECK FULLY THE DIMENSIONS, NOTES, AND SIGN THE CLIENT SIGNATURE BOX.		SIGN	
THE JOB WILL NOT PROGRESS WITHOUT SIGNED APPROVAL. PLEASE DO NOT DELAY IN RETURNING PROOF AS IT WILL AFFECT DELIVERY.		DATE	
		PRINT	
TITLE			
BASIC PDU (10) 5-20R CUSTOMER DRAWING			
ITEM REVISION NAME		12V092DA/00	
DATASET FILE NAME		12V092DA_DC/00A	
UNLESS OTHERWISE SPECIFIED, DIMENSIONAL TOLERANCES ARE:		MATERIAL/COLOR:	
INCHES X.X +/- 0.03 X.XX +/- 0.018 X.XXX +/- 0.007		METRIC - MILLIMETER X. +/- 0.8 X.X +/- 0.46 X.XX +/- 0.18	
ANGLE +/- 1°		N/A	
THIRD ANGLE PROJECTION		DRAWING NUMBER:	
DRAWN BY SAT		DATE 09-15-14	
CHK MRWA		SCALE NONE	
SHT 1 OF 1		SIZE B	