

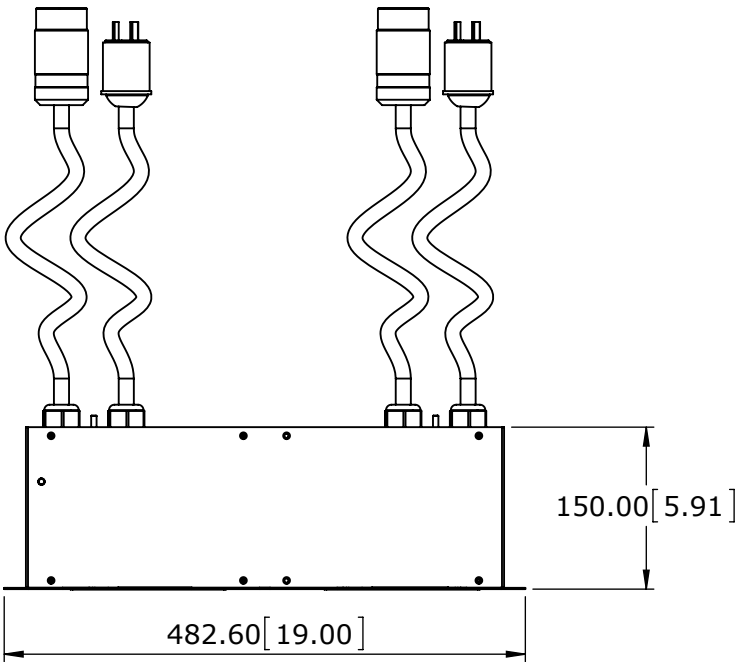
Panduit P/N	Weight
GM-A0947BL	8.5 kg (19 lb)

NOTES:  
1. IDENTIFICATION: GATEWAY MONITORED 1RU INLINE METER,  
(1) NEMA L5-30P, 120V / 30A / SINGLE PHASE PDU

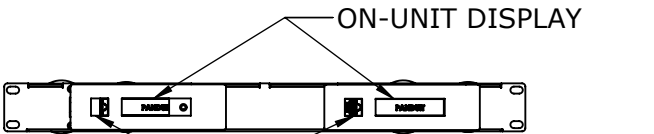
- PART NO.  
GM-A0947BL

COLOR  
BLACK RAL 9005
2. ACCESSORY COMPONENTS:  
(4) M6 x 12mm PAN HEAD MACHINE SCREWS  
(4) M6 x 12mm PAN HEAD SELF-TAPPING SCREWS  
(4) M6 NUT (CAGED)  
(1) M5 NUT (NYLON INSERT)  
(1) M5 LOCK WASHER

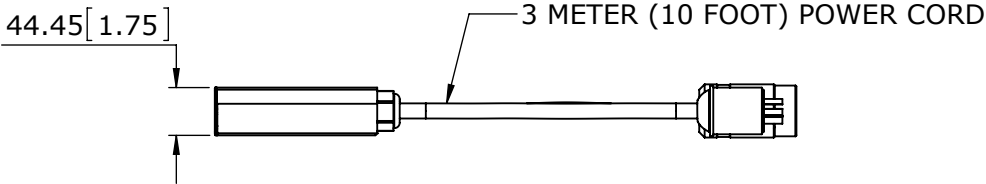
3. PRIMARY DIMENSIONS ARE IN MILLIMETERS, SECONDARY DIMENSIONS IN [INCHES]  
4. INPUT POWER (AMPS, VOLTS, kWh, kVA, POWER FACTOR, FREQUENCY) MONITORING WHEN CONNECTED VIA SERIAL CONNECTION TO GATEWAY, DATA CAN BE ACCESSED VIA ON UNIT DISPLAY OR REMOTELY.  
5. RoHS COMPLIANT.  
6. VISIT OUR ON-LINE CATALOG AT WWW.PANDUIT.COM FOR A CURRENT LIST OF PRODUCTS APPLICABLE FOR USE WITH THIS PART.  
7. MAXIMUM AVAILABLE INPUT POWER = 2.9 kW  
8. INSTALLATION SHALL COMPLY WITH ALL APPLICABLE NATIONAL, STATE, AND LOCAL CODES.



TOP VIEW



FRONT VIEW



SIDE VIEW



PLUG  
30 AMP, 125V  
TWIST LOCK  
NEMA L5-30P



RECEPTACLE  
30 AMP, 125V  
TWIST LOCK  
NEMA L5-30R

00A	10/07/14	DACU	JPHI		RELEASED TO PRODUCTION	AA0947CP
REV	DATE	BY	CHK	APR	DESCRIPTION	ECN

WE ASK THAT YOU CHECK FULLY THE DIMENSIONS, NOTES, AND SIGNTHE CLIENT SIGNATUTE BOX. THE JOB WILL NOT PROGRESS WITHOUT SIGNED APPROVAL. PLEASE DO NOT DELAY IN RETURNING PROOF AS IT WILL AFFECT DELIVERY.		SIGN	
		DATE	
		PRINT	
TITLE SmartZone Gateway-Enabled 1RU Inline Meter PN: GM-A0947BL CUSTOMER DRAWING			
ITEM REVISION NAME AA0947CP/00.PRT			
DATASET FILE NAME AA0947CP_DS/00A.PRT			
UNLESS OTHERWISE SPECIFIED, DIMENSIONAL TOLERANCES ARE:		MATERIAL/COLOR: BLACK RAL 9005 TEXTURE FINISH	
INCHES X.X +/- 0.03 X.XX +/- 0.018 X.XXX +/- 0.007		METRIC - MILLIMETER X. +/- 0.8 X.X +/- 0.46 X.XXX +/- 0.18	
ANGLE +/- 1°			
		THIRD ANGLE PROJECTION	
DRAWN BY DACU	DATE 10/07/14	CHK JPHI	SCALE SCALE:1:7
SHEET 1 OF 1		SIZE B	