

2



1

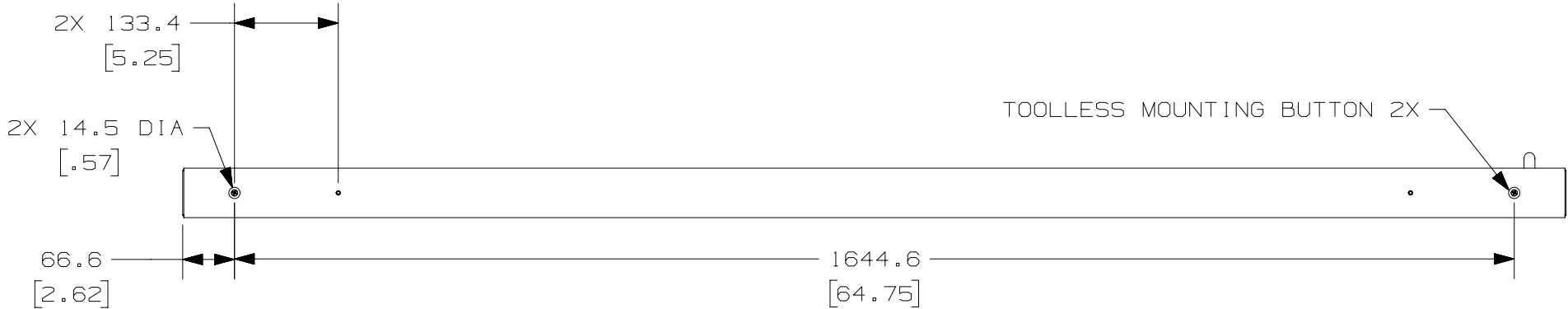
THIS COPY IS PROVIDED ON A RESTRICTED BASIS AND IS NOT TO BE USED IN ANY WAY DETRIMENTAL TO THE INTERESTS OF PANDUIT CORP.

PANDUIT P/N	WEIGHT
V1B1B1D0A24AKA0	6.6kg (14.59lbs)

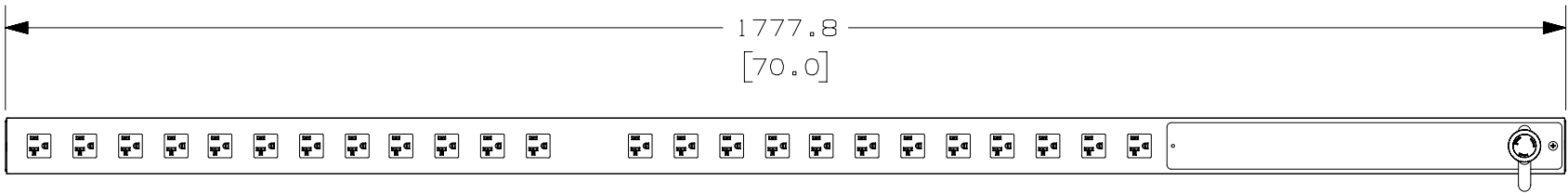
NOTES:
1. IDENTIFICATION: VERTICAL, (24) NEMA 5-20R, BASIC 120V / 20A / SINGLE-PHASE PDU

PART NO. V1B1B1D0A24AKA0
COLOR BLACK

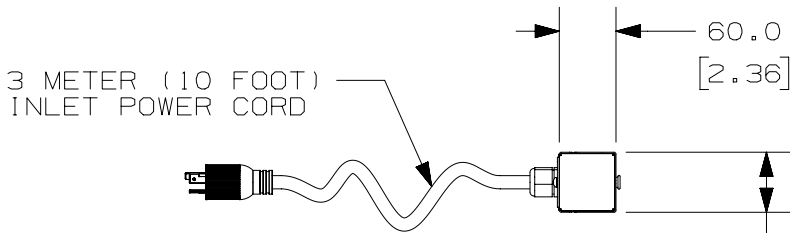
2. ACCESSORY COMPONENTS:
(1) QUICK-START GUIDE
3. PRIMARY DIMENSIONS ARE IN MILLIMETERS, SECONDARY DIMENSIONS IN [INCHES]
4. RoHS COMPLIANT
5. VISIT OUR ON-LINE CATALOG AT WWW.PANDUIT.COM FOR A CURRENT LIST OF PRODUCTS APPLICABLE FOR USE WITH THIS PART
6. MAXIMUM AVAILABLE INPUT POWER = 1.9 kW
7. INSTALLATION SHALL COMPLY WITH ALL APPLICABLE NATIONAL, STATE, AND LOCAL CODES



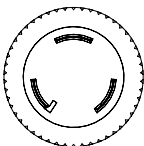
REAR VIEW



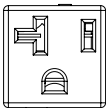
FRONT VIEW



SIDE VIEW



PLUG
20 AMP 125V
TWIST-LOCK
NEMA L5-20P



TWENTY-FOUR (24)
RECEPTACLES
20 AMP, 125V
STRAIGHT BLADE
NEMA 5-20R

00A	09-19-14	SAT	MRWA	EDM	RELEASED TO PRODUCTION	12V092DB
REV	DATE	BY	CHK	APR	DESCRIPTION	ECN

WE ASK THAT YOU CHECK FULLY THE DIMENSIONS, NOTES, AND SIGN THE CLIENT SIGNATURE BOX.		SIGN	
THE JOB WILL NOT PROGRESS WITHOUT SIGNED APPROVAL. PLEASE DO NOT DELAY IN RETURNING PROOF AS IT WILL AFFECT DELIVERY.		DATE	
		PRINT	
TITLE			
BASIC PDU (24) 5-20R CUSTOMER DRAWING			
ITEM REVISION NAME		12V092DB/00	
DATASET FILE NAME		12V092DB_DC/00A	
UNLESS OTHERWISE SPECIFIED, DIMENSIONAL TOLERANCES ARE:		MATERIAL/COLOR:	
INCHES	METRIC - MILLIMETER	ANGLE	
X.X +/- 0.03	X. +/- 0.8	+/- 1°	
X.XX +/- 0.018	X.X +/- 0.46		
X.XXX +/- 0.007	X.XX +/- 0.18		
DRAWN BY		DATE	CHK
SAT		09-15-14	MRWA
SCALE		NTS	
THIRD ANGLE PROJECTION		DRAWING NUMBER:	
		12V092DB_DC	
SHT 1 OF 1		SIZE	
		B	