

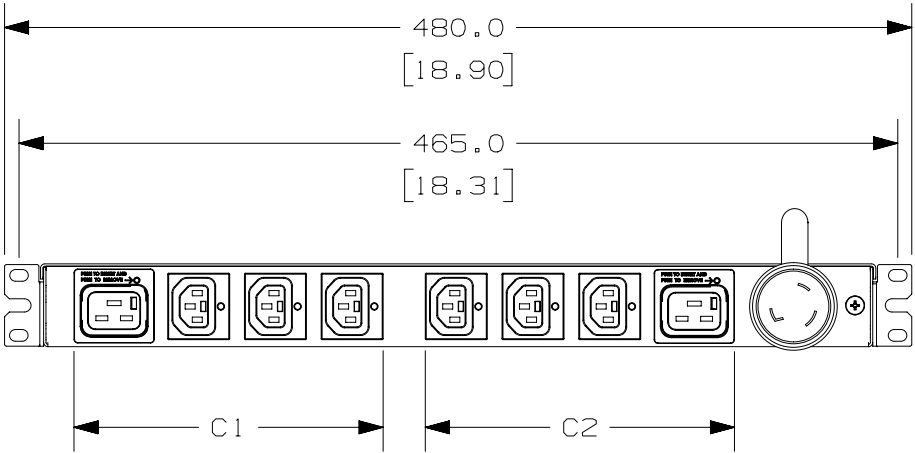
PANDUIT P/N	WEIGHT
GM-A0274BL	5.8kg (12.8lb)

NOTES:

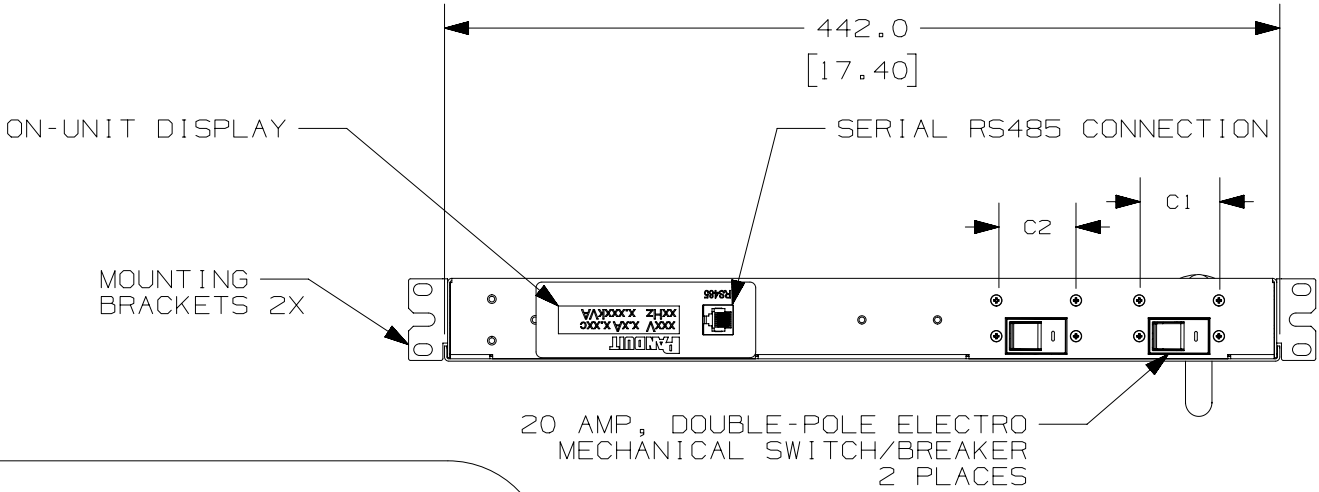
1. IDENTIFICATION: HORIZONTAL, MIXED (6) LOCKING C13 & (2) LOCKING C19, GATEWAY-ENABLED MONITORED 208V / 30A / SINGLE PHASE PDU

PART NO.	COLOR
GM-A0274BL	BLACK

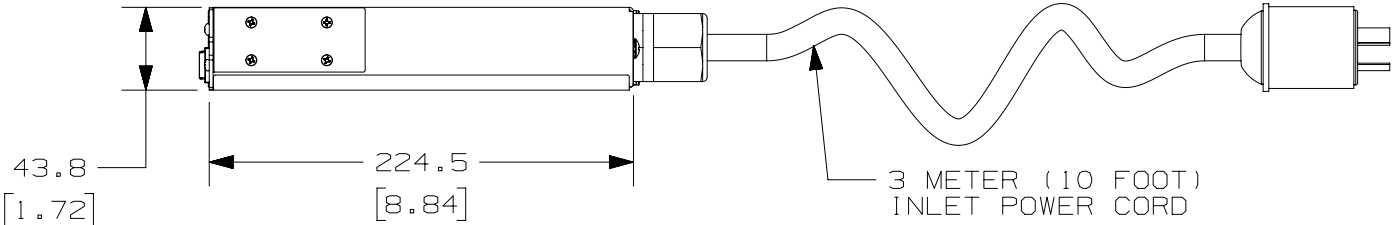
2. ACCESSORY COMPONENTS:  
(1) QUICK-START GUIDE  
(4) #12-24 SCREWS  
(4) M6 x 20mm SCREWS
3. PRIMARY DIMENSIONS ARE IN MILLIMETERS, SECONDARY DIMENSIONS IN [ INCHES ]
4. INPUT POWER (AMPS, VOLTS, kWh, kVA, POWER FACTOR, FREQUENCY) MONITORING. WHEN CONNECTED VIA SERIAL CONNECTION TO GATEWAY, DATA CAN BE ACCESSED VIA ON UNIT DISPLAY OR REMOTELY
5. RoHS COMPLIANT
6. VISIT OUR ON-LINE CATALOG AT [WWW.PANDUIT.COM](http://WWW.PANDUIT.COM) FOR A CURRENT LIST OF PRODUCTS APPLICABLE FOR USE WITH THIS PART
7. MAXIMUM AVAILABLE INPUT POWER = 5.0 kW
8. INSTALLATION SHALL COMPLY WITH ALL APPLICABLE NATIONAL, STATE, AND LOCAL CODE
9. PRINTED WITH PHASE & CIRCUIT IDENTIFICATION



REAR VIEW



FRONT VIEW



SIDE VIEW

PLUG  
30 AMP, 250V  
TWIST LOCK  
NEMA L6-30P

SIX (6)  
LOCKING RECEPTACLES  
15 AMP, 250V  
STRAIGHT BLADE  
IEC 60320/C13

TWO (2)  
LOCKING RECEPTACLES  
20 AMP, 250V  
STRAIGHT BLADE  
IEC 60320/C19

01A	03/10/15	PJST	GLM	EDM	REVISED DISPLAY ORIENTATION	AA0274CP
00A	12/5/14	MIM	GLM	EDM	RELEASED TO PRODUCTION	AA0274CP
REV	DATE	BY	CHK	APR	DESCRIPTION	ECN

WE ASK THAT YOU CHECK FULLY THE DIMENSIONS, NOTES, AND SIGN THE CLIENT SIGNATURE BOX.		SIGN	
THE JOB WILL NOT PROGRESS WITHOUT SIGNED APPROVAL. PLEASE DO NOT DELAY IN RETURNING PROOF AS IT WILL AFFECT DELIVERY.		DATE	
		PRINT	
TITLE			
SMARTZONE GATEWAY-ENABLED GM SERIES RACK PDU			
GM-A0274BL			
CUSTOMER DRAWING			
ITEM REVISION NAME		AA0274AP_01.PRT	
DATASET FILE NAME		AA0274CP_DC/01A.PRT	
UNLESS OTHERWISE SPECIFIED, DIMENSIONAL TOLERANCES ARE:		MATERIAL/COLOR:	
		N/A	
DRAWN BY		DATE	
MIM		12/5/14	
CHK		GLM	
SCALE		NONE	
THIRD ANGLE PROJECTION		DRAWING NUMBER:	
		AA0274CP_DC	
SHT 1 OF 1		SIZE	
		B	