

## General Description:

The University Sound MIS8C is a conservatively rated 10-watt reflex paging projector designed for flush-mounting. The driver uses a rugged phenolic diaphragm, a 0.75-inch voice coil and component parts proven reliable under stressful conditions. A dispersion angle of 100° +/-25° is maintained over the frequency range of 1,200 Hz to 3,000 Hz. Excellent loading is maintained to a low-frequency cutoff of 600 Hz. The MIS8C is molded from rugged polycarbonate and the inner reflector from ABS. With its weatherproof construction the MIS8C may be used both indoors and outdoors. Designed for low-impedance systems, this compact horn has outstanding speech intelligibility and high efficiency. The directional characteristics of the MIS8C were measured by running a set of polar responses in University's large anechoic chamber. The test signal was one-third-octave-band-limited pseudo-random pink noise centered at the ISO standard frequencies indicated in Figure 1. Additional typical data is provided in Figure 2 which indicates 6-dB-down beamwidth versus frequency for an MIS8C. Figure 3 shows the axial frequency response of the MIS8C horn. It was measured at a distance of 1 meter, using a swept sine wave. Six holes around a 4.87 in (12.4cm) diameter circle provide a means for flush mounting the speaker. When frequencies below the low-frequency cutoff for the horn assembly are fed to the driver, excessive current may be drawn by the driver. For protection of the driver and amplifier, capacitor in series with driver is recommended. For drivers without transformers:

8-ohm driver, 25V - 100 mf

4-ohm driver, 25V - 200 mf

150V dc or 150V non-polarized electrolytic, or two 150V electrolytics of two times required value in series, back to back, for 70V lines.

## Architectural & Engineering Specs:

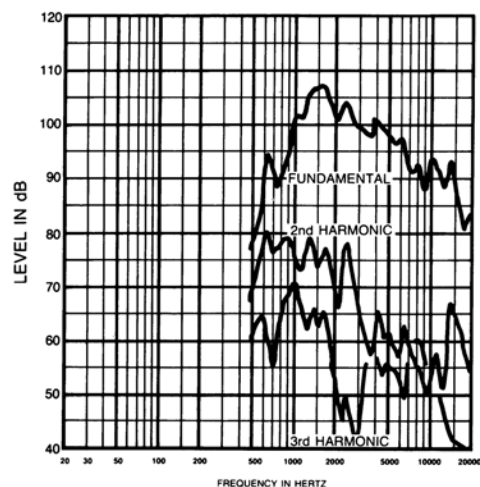
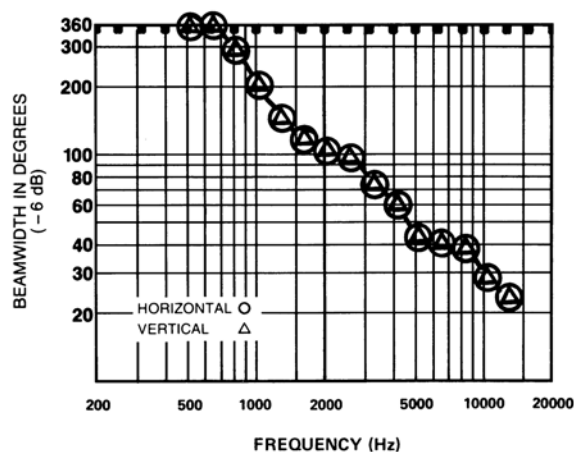
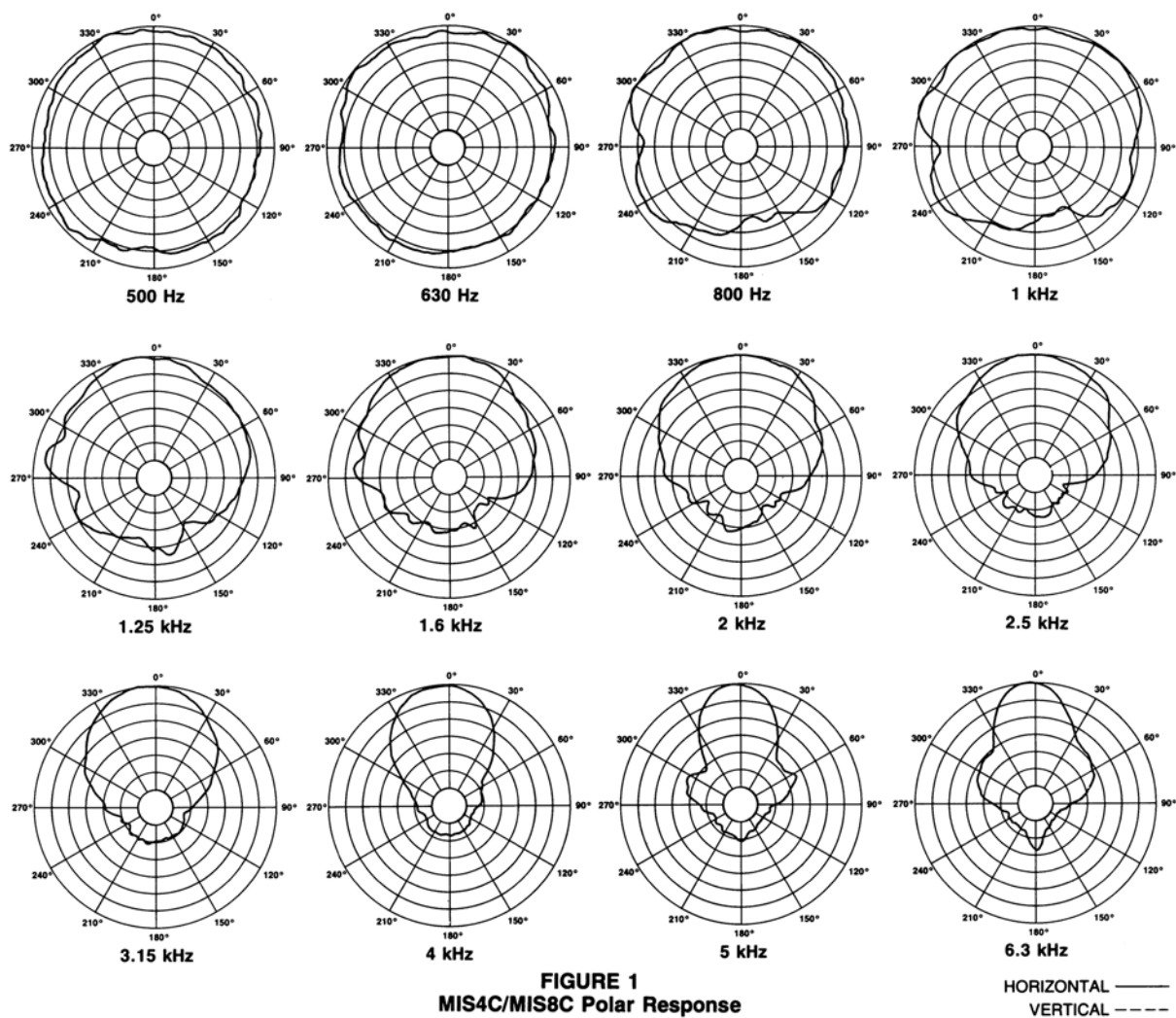
The loudspeaker shall be an integral driver and loudspeaker utilizing a rugged phenolic diaphragm and high-temperature rated 0.75-inch voice coil. The axial frequency response will extend from 900 - 6,300 Hz. Sound pressure level will be 101 dB (1W/1M) with a 500 - 5,000 Hz pink noise signal applied, and the horn will produce a dispersion angle of 100° at 2.0 kHz. The loudspeaker shall be capable of handling a 10 watt, 500 - 5,000 Hz pink noise signal for a period of eight hours. The horn shall be molded Polycarbonate, with ABS reflector material and capable of satisfactory mechanical performance under extreme conditions. Mounting is of the flush-type with six mounting



## Technical Specifications:

Freq. Response:	900 - 6,300 Hz +/-5 dB
Power Handling, 8 Hours, 6 dB Crest Factor:	10 watts (500 - 5,000 Hz pink noise)
Impedance, Nominal:	8 ohms
SPL, Input Average, Pink Noise Band-Limited from 500 - 5,000 Hz:	101 dB (1 watt@1m)
Dispersion, 6 dB-Down 2 kHz Octave Band of Random Noise:	100° @ 2 kHz
Directivity Factor (Q):	7.0 @ 2 kHz
Usable Low-Frequency Limit:	550 Hz
Construction:	Horn and Housing in Gray Polycarbonate and Reflector in ABS.
Voice Coil Diameter:	0.75 in. (1.90cm)
Magnet Weight:	0.39 lb (0.18 kg)
Magnet Material:	Strontium Ferrite
Flux Density:	1.4 Tesla
Dim (Dia. x Depth):	5.5" x 4.2" (14.0cm x 10.6cm)
Net Weight:	1.3 lbs (0.6 kg)
Shipping Weight:	2.4 lbs (1.1 kg)

holes being provided on a 4.87-inch (12.4cm) diameter circle around the horn. The loudspeaker shall be 5.5-inch (14.0cm) in diameter and 4.2-inch (10.6cm) deep. The loudspeaker shall be the University Sound MIS8C with a nominal impedance of eight ohms, and shall weigh no more than 1.3 lbs (0.6 kg).



12000 Portland Avenue South, Burnsville, MN 55337  
Phone: 952/884-4051, Fax: 952/884-0043  
[www.electrovoice.com](http://www.electrovoice.com)  
© Telex Communications, Inc. 7/2003  
Part Number 531284 Rev. B

U.S.A. and Canada only. For customer orders, contact Customer Service at:  
**800/392-3497 Fax: 800/955-6831**  
Europe, Africa, and Middle East only. For customer orders, contact Customer Service at:  
**+ 49 9421-706 0 Fax: + 49 9421-706 265**  
Other International locations. For customer orders, contact Customer Service at:  
**+ 1 952 884-4051 Fax: + 1 952 736-4212**  
For warranty repair or service information, contact the Service Repair department at:  
**800/685-2606**  
For technical assistance, contact Technical Support at: **866/78AUDIO**

Specifications subject to change without notice.