

# Video Wall Mounts

## Fully Adjustable Wall Matrix Solutions

for 37" - 60"+ displays

### Modular

A fully modular solution for mounting menu board displays to the wall in portrait or landscape configuration for commercial displays up to 60"+ in size.

### Easy to Quote-Easy to Order

Priced per display makes it easy to specify and quote. Simply select the Crimson model based on the size and orientation (landscape or portrait) of display being installed and we will configure the components for you.

### Easy Leveling and Display Placement

Aligning the displays is easy with the post installation leveling mechanism. Simply adjust the leveling screws for each display to level and eliminate gaps. The heavy duty click in place latch mechanism makes hanging and removing the display a breeze. Latch can be locked down with included securing screw, to prevent removal.

### Cord Management

Removable cord management bracket included for each display.




### Push in - Pop out™ to Open (G2)

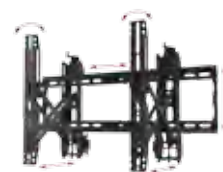


#### Push in - Pop out™

Push screen gently and release to activate spring loaded mechanism which releases the display so it may be pulled out



Model	Orientation	Display Size	Maximum Extension	Depth From Wall (closed)	Maximum VESA Pattern	Load Rating (per display)
VW4600G2	Landscape	37"-60"+	10.75"	3.39"	800x400mm	200lb
VWP4600G2	Portrait	37"-60"+	10.75"	3.39"	400x600mm	200lb



#### Fully Adjustable

Lateral, vertical, roll and plumb adjustments



#### Keyed Locks

Dual proprietary keyed locks for security

### Release Lever to Open




#### Release Lever

Push both levers to release the display in order to pull display away from the wall



Model	Orientation	Display Size	Maximum Extension	Depth From Wall (closed)	Maximum VESA Pattern	Load Rating (per display)
VW4600	Landscape	37"-60"+	10.75"	3.07"	600x400mm	200lb
VWP4600	Portrait	37"-60"+	10.75"	3.07"	400x600mm	200lb



#### Easy Leveling

Use powered driver for easy leveling and plumb adjustment

# Video Wall Mounts

## Fully Adjustable Wall Matrix Solutions

for 37" - 60"+ displays

1-866-MOUNT-TV  
www.crimsonav.com



Crimson's best value in class Video Wall Mount System features lateral, vertical, horizontal, and plumb adjustments that enable quick installation, easy operation and simple maintenance. Our proprietary Push in - Pop out™ Technology on the VW4600G2 and VWP4600G2 allows a single display to be accessed without any disruption to the rest of the matrix, and the entire grid can be laid out by a single installer. Includes an integrated lock and key system with a quick-release mechanism enabling 10.75" pull out extension for wiring and monitor servicing, and a lightweight wall plate design.

Attribute	Value
Max mounting pattern	800x400mm (landscape) 400x600mm (portrait)
Orientation	landscape or portrait
Depth from wall	3.07" (78mm) VW4600/VWP4600 3.39" (86mm) VW4600G2/VWP4600G2
Max extension	10.75"
Lateral adjustment	varies with screen
Mounting surface	wood stud, concrete, cinder block or metal stud (accessory required HT4)
Mounting interface	1.5" NPT thread compatible
Construction	high-grade cold rolled steel
Product finish	scratch resistant epoxy powder coat
Color	black
Product weight	16lb (7.3 kg)
Package specifications	36" x 12" x 5"
Model number	VW4600, VWP4600, VW4600G2, VWP4600G2
Warranty	10 years

