




Professional Solutions - Unrivalled Value

Articulating arm holds screen 2.18" from wall and extends up to 20.7" for variable viewing angles. Smooth tilt adjustments of 15° forward and 5° back for a variety of viewing angles. Makes a secure installation quick and easy, simply hang the screen and turn the pre-assembled securing screw to lock in place. Integrated cable management for clean look.

 13"-34" / 33cm-86cm

 30 LB / 13.6 KG

Functional Specifications

Depth from wall: 2.18" (55mm)
Swivel: 180° (3 joints)
Tilt: +15°/-5°

Mounting Surfaces: Wood stud, concrete & cinder block (with included hardware). Metal Stud (requires accessories).

Max Mounting Pattern:
100mm (3.9") width
100mm (3.9") height

Load Capacity: 30 LB / 13.6 KG

Warranty: Limited 10 Years

■ VESA Compatible

Fits VESA hole patterns 75x75mm and 100x100mm.

■ Extendable

Extends from 2.18" to 20.7"

■ Screen Size

Fits most 13" to 34" flat panel screens weighing up to 30lb (13.6kg).

■ Tilt

Pre-tensioned tilt mechanism allows for smooth tilt adjustment of 15° forward and 5° back.

■ Easy Installation

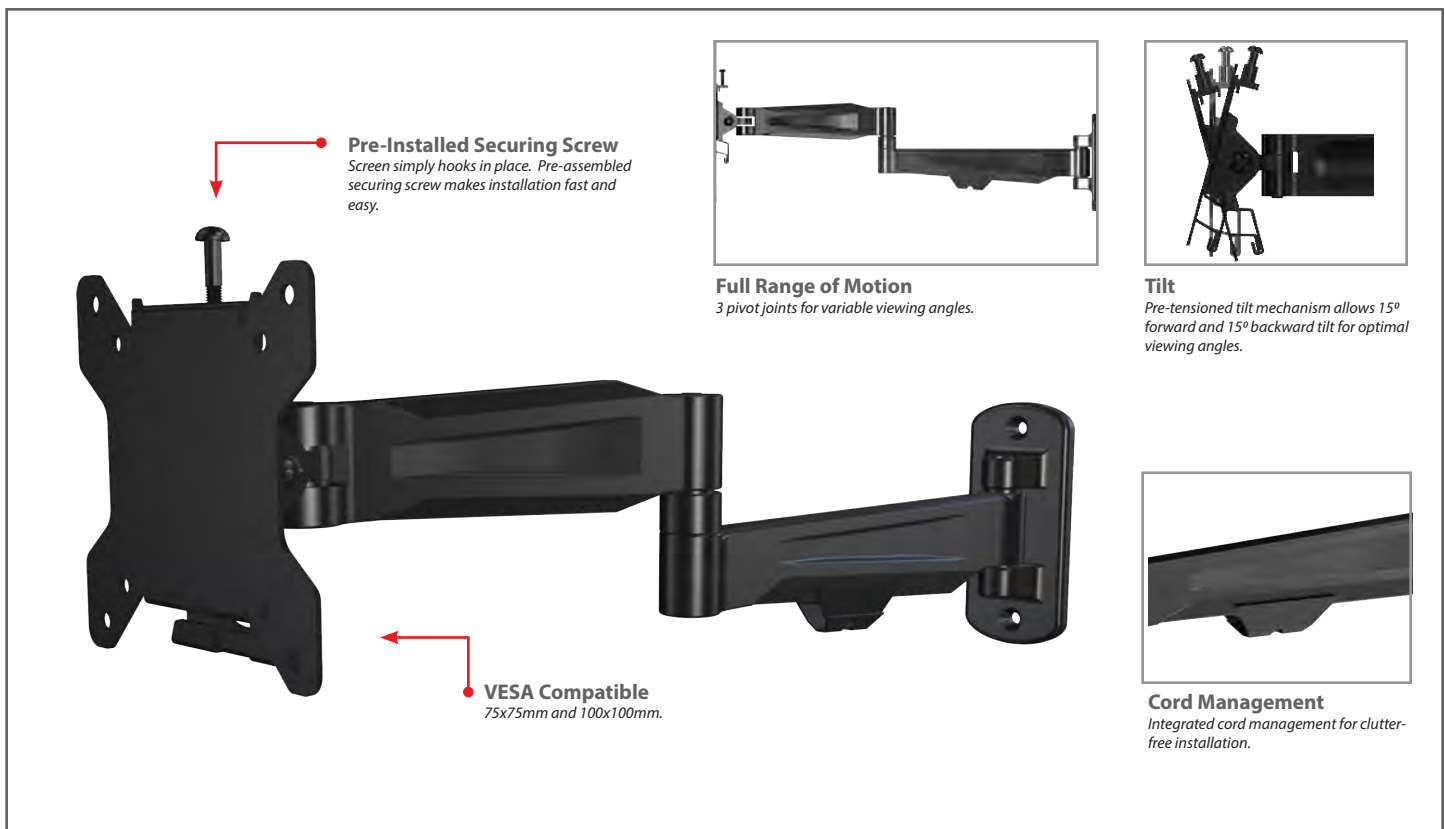
Pre-assembled securing screw makes installation fast and easy.

■ Cable Management

Integrated cable management for clean look.

■ Included Hardware

Pre-sorted hardware pack for easy component selection and installation (hardware for installation to wood studs or concrete surfaces included).

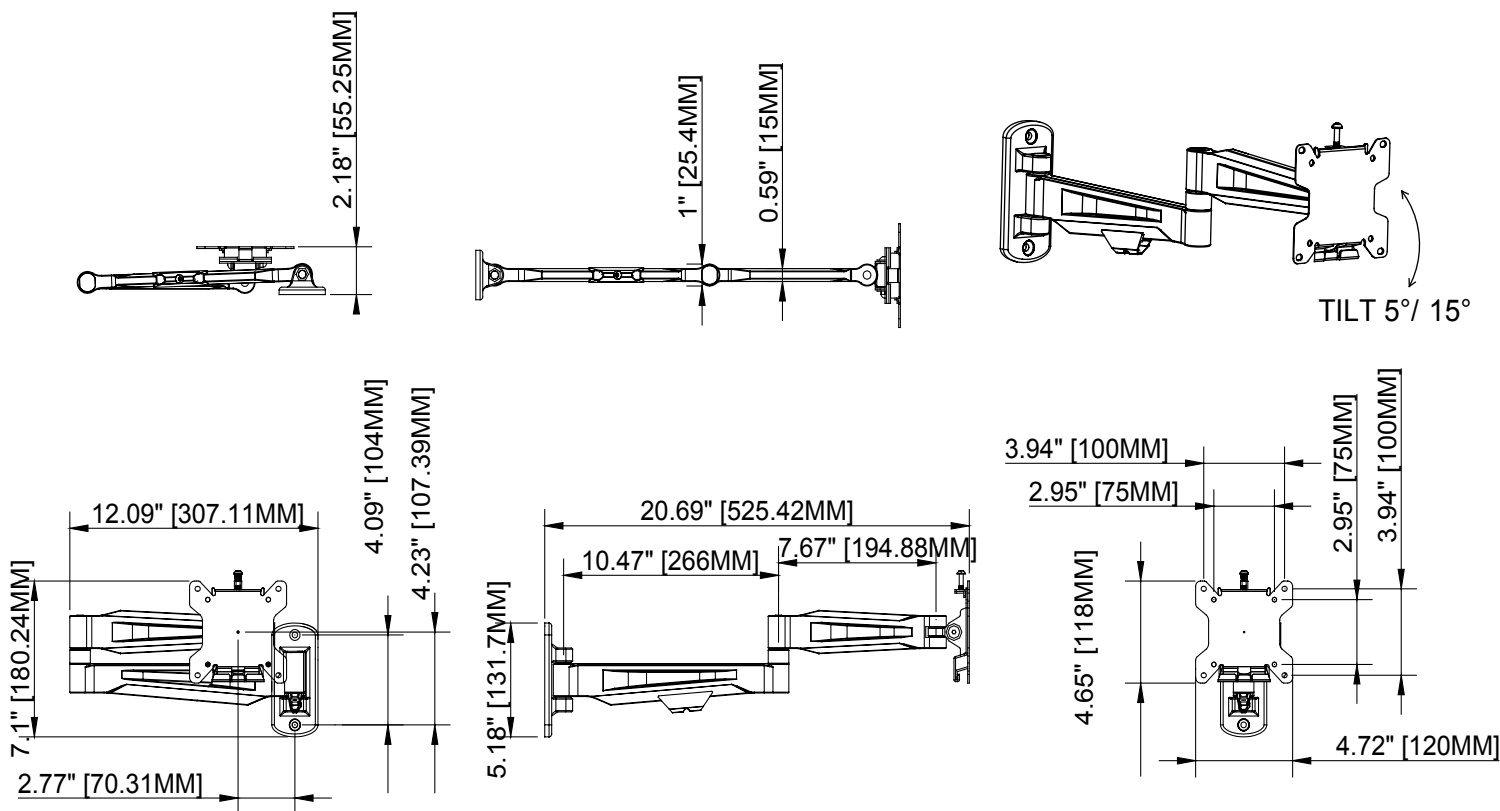




Full Motion Articulating Wall Mount

For 13" to 34" (33-86cm) LCD, LED and Plasma TV's

A34100

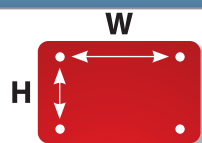


Product Specifications

Package Specifications

PRODUCT WEIGHT	LOAD CAPACITY	COLORS	FINISH	PACKAGE SIZE (WxHxD)	SHIP WEIGHT	UPC CODE	PACKAGE CONTENTS
4lb (1.8kg)	30lb (13.6kg)	Black	Scratch resistant powdercoating	14" x 11" x 3" (508 x 305 x 76 mm)	5.4lb (2.5kg)	A34100 (Black) 0815885014598	Mount, wall and screen mounting hardware, product manual.

Mounting Interface



Max Mounting Pattern
100mm (W) x 100mm (H)

VESA
W 75mm 100mm
H 75mm 100mm

Accessories

Toggle bolts (for metal stud installation)



HT2 - 2 Pack
HT4 - 4 Pack
HT6 - 6 Pack

Use when installing into metal stud.

On-wall Cable Management



WA1 - 1 Shelf
WA2 - 2 Shelves
WA3 - 3 Shelves

Component shelf and on-wall cable routing system. Hides cables inside internal channels for a clean look.

Shelving



WF1 - 1 Shelf

Single-stud mountable component shelf.

Visit crimsonav.com to see the full line of vidamounts LCD/plasma, projector and TV/monitor mounts. © 2010 Crimson AV LLC. All rights reserved.

www.crimsonav.com | ph: 866.668.6888 | fax: 847.919.3483 | support@crimsonav.com